



ED-HMI3120-133C

Datasheet

by EDA Technology Co., Ltd

built: 2025-09-23

ED-HMI3120-133C

13.3-inch Industrial HMI Based on Raspberry Pi CM5

- 13.3" TFT, resolution 1920x1080, multi-point capacitive touch screen
- Broadcom BCM2712, quad core Cortex-A76 (ARM v8) 64-bit SoC @ 2.4GHz
- Up to 16GB LPDDR4 RAM and 64GB eMMC storage
- Support Micro SD card and M.2 NVMe SSD storage expansion
- Dual Lans, 1 x Gigabit Ethernet and 1 x 100M Ethernet
- 4 x isolated RS232/485 with electrostatic and surge protection
- 2.4GHz & 5GHz dual-band Wi-Fi, Bluetooth and 4G LTE
- Wide voltage power input range of DC 12V~24V with reverse polarity protection, overvoltage protection and overcurrent protection
- Integrated supercapacitor (backup power supply, optional), RTC, Watch Dog, EEPROM and crypto authentication
- Embedded installation, compatible with VESA standard bracket installation



Specifications

| System | |
|---------|---|
| CPU | Broadcom BCM2712, quad core Cortex-A76 (ARM v8) 64-bit SoC @ 2.4GHz |
| VPU | H.265 (HEVC), up to 4Kp60 decode |
| GPU | OpenGL ES 3.1 & Vulkan 1.2 |
| Memory | Options for 2GB, 4GB, 8GB, 16GB LPDDR4-4267 SDRAM |
| Storage | Options for 16GB, 32GB, 64GB eMMC storage 1 x Micro SD card slot (user storage expansion) 1 x M.2 B-Key interface (for 2230/2242 SSD storage expansion, optional 128GB/256GB/512GB supported) |

| Software | |
|------------------|---|
| Operating System | Raspberry Pi OS (Desktop) 64-bit Raspberry Pi OS (Lite) 64-bit |

| Side I/O | |
|----------|--|
| Power | 1 x DC IN, 2-Pin 3.5mm pitch phoenix terminals with screw holes. It supports 12V~24V input, the signal is defined as VIN+/GND. |

| Side I/O | |
|----------------|--|
| Audio | 1 x Audio In/Stereo Out, 3.5mm audio jack connector. It can be used as MIC IN and LNE OUT. <ul style="list-style-type: none"> • When a headphone is connected, the audio output switches to the headphone. • When no headphone is connected, the audio output switches to the speaker. |
| RS485 | 2 x RS485, 6-Pin 3.5mm pitch phoenix terminals with IO isolator, which are equipped with electrostatic and surge protection. The single signal of RS485 is defined as IGND/A/B. |
| RS232 | 2 x RS232, 6-Pin 3.5mm pitch phoenix terminals with IO isolator, which are equipped with electrostatic and surge protection. The single signal of RS232 is defined as IGND/TX/RX. |
| 1000M Ethernet | 1 x adaptive 10/100/1000M ethernet port, RJ45 connector. It can be used to access the network. |
| 100M Ethernet | 1 x adaptive 10/100M ethernet port, RJ45 connector. It can be used to access the network. |
| SD Card Slot | 1 x Micro SD card slot, using to install Micro SD card for storing user data. |
| SIM Card Slot | 1 x Nano SIM card slot, using to install Nano SIM card for getting 4G signal. |
| Micro USB | 1 x Micro USB port, supporting to flash to eMMC for the system. |
| HDMI | 1 x HDMI port, Type-A connector. It is compatible with HDMI 2.0 standard and supports 4K 60Hz. |
| USB 2.0 | 2 x USB 2.0 ports, Type-A connector, supporting up to 480Mbps. |
| Antenna | 2 x SMA ports (optional), using to connect 4G antenna and Wi-Fi/BT antenna. |
| Speaker | 1 x PA output, built-in a 4Ω 5W speaker. |

| Buttons and Indicators | |
|------------------------|--|
| Reset | 1 x Reset button, which can reset the device. |
| PWR | 1 x red power indicator, using to check the status of device power-on and power-off. |
| 4G | 1 x green 4G indicator, using to check the status of 4G signal. |
| ACT | 1 x green system indicator, using to check the working status of device. |
| USER | 1 x green user indicator, user can customize a status according to actual application. |
| COM1~COM4 | 4 x green UART indicators, using to check the communication status of UART port. |

| LCD | |
|--------------|-----------------------------|
| LCD Size | 13.3" TFT |
| Resolution | 1920 x 1080 |
| Color Number | 16.7M |
| Active Area | 293.76mm (H) x 165.24mm (V) |
| Backlight | LED |
| Luminance | 450cd/m ² |

| LCD | |
|--------------------------|---------------------------------------|
| Contrast Ratio | 1500:1 |
| Response Time | 25ms |
| Viewing Angle (CR≥10) | 80° (L) / 80° (R) / 80° (U) / 80° (D) |

| Touch Screen | |
|----------------------|-------------------------|
| Type | Capacitive Touch Screen |
| multi-touch | Up to 5 points |
| Communication Method | USB |
| Transmittance | ≥85% |
| Surface Hardness | ≥6H |

| Expansion Functions | |
|-----------------------|---|
| EEPROM | Supports 4K byte storage and improves the ease of use of device. |
| Crypto Authentication | It can be matched to realize the required upper layer application and improves the security of device. |
| RTC | RTC with 1F SuperCAP backup, which can ensure that the system clock is not affected by device power-off. We also provide a battery base, and you can buy a CR1220 battery backup for RTC. |
| Buzzer | A tip or an abnormality can be configured according to actual application, which realizes the alarm function. |
| Watch Dog* | This function has been reserved on hardware. But we need additional software to support it, which is under development. |

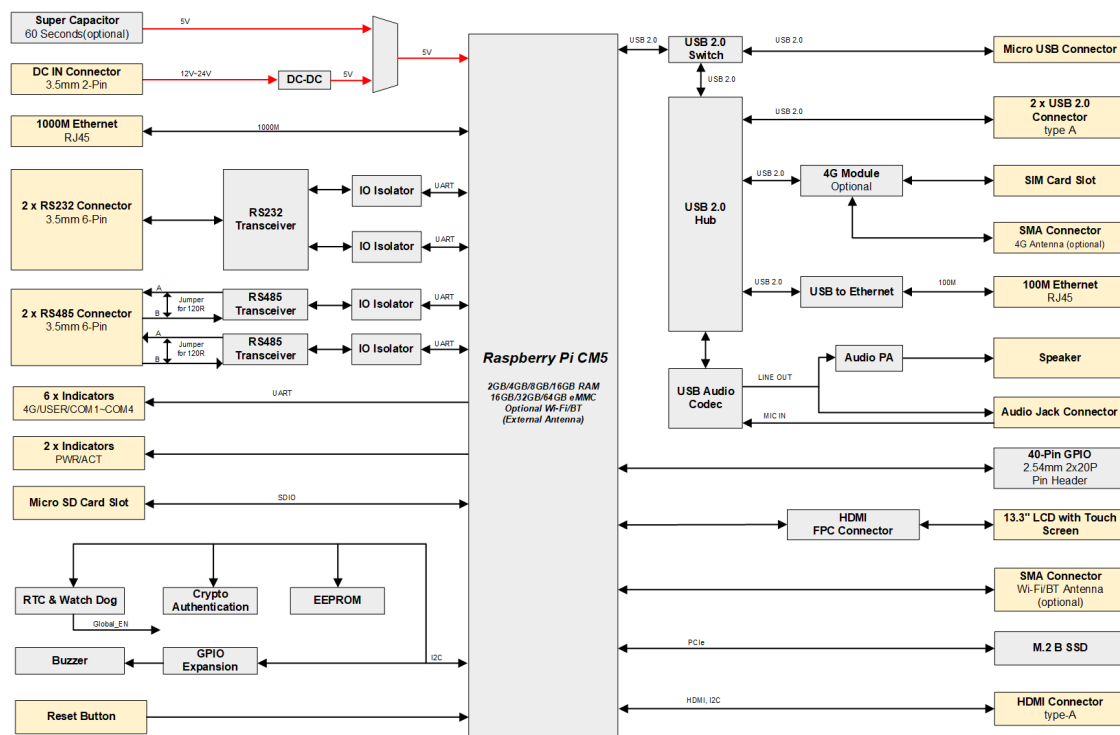
| Electrical Characteristics | |
|----------------------------|--------------|
| Input Voltage | 12V ~ 24V DC |
| Power Consumption | 33W (Max) |

| Mechanical Characteristics | |
|----------------------------|---|
| Dimensions | 340.2mm x 211.2mm x 45.5mm (WxDxH, antenna are not included.) |
| Weight | About 2Kg |
| Installation | Embedded front installation |

| Wireless | |
|-------------------------------|--|
| Wi-Fi/Bluetooth (optional) | <p>2.4GHz & 5GHz dual-band Wi-Fi and Bluetooth with antenna.</p> <ul style="list-style-type: none"> • 2.4GHz Wi-Fi: Compatible with IEEE 802.11 b/g/n • 5GHz Wi-Fi: Compatible with IEEE 802.11 a/n/ac • The Bluetooth supports 2402MHz ~ 2480MHz frequency |
| 4G (optional) | <p>Connect with various 4G LTE modules through the Mini PCIe interface, with antenna.</p> <ul style="list-style-type: none"> • EC20-CE Module (China/India) <ul style="list-style-type: none"> ◦ LTE FDD: B1/B3 ◦ LTE TDD: B38/B39/B40/B41 ◦ TDSCDMA: B34/B39 ◦ WCDMA: B1 ◦ CDMA 1x/EVDO: BC0 ◦ GSM: 900/1800MHz ◦ GPS/GLONASS/BDS/Galileo/QZSS (optional) • EC25-AFX Module (North America) <ul style="list-style-type: none"> ◦ LTE FDD: B2/B4/B5/B12/B13/B14/B66/B71 ◦ LTE TDD ◦ WCDMA: B2/B4/B5 ◦ GSM/EDGE ◦ GPS/GLONASS/BDS/Galileo/QZSS • EC25-AUX Module (Latin America/Australia/New Zealand) <ul style="list-style-type: none"> ◦ LTE FDD: B1/B2/B3/B4/B5/B7/B8/B28 ◦ LTE TDD: B40 ◦ WCDMA: B1/B2/B4/B5/B8 ◦ GSM/EDGE: B2/B3/B5/B8 ◦ GPS/GLONASS/BDS/Galileo/QZSS • EC25-EUX Module (Europe/Middle East/Africa/Thailand) <ul style="list-style-type: none"> ◦ LTE FDD: B1/B3/B7/B8/B20/B28A ◦ LTE TDD: B38/B40/B41 ◦ WCDMA: B1/B8 ◦ GSM/EDGE: B3/B8 ◦ GPS/GLONASS/BDS/Galileo/QZSS • EC25-EFA Module (Europe/Middle East/Africa/South-East Asia) <ul style="list-style-type: none"> ◦ LTE FDD: B1/B3/B7/B8/B20/B28 ◦ LTE TDD: B38/B40/B41 ◦ WCDMA: B1/B5/B8 ◦ GSM/EDGE: B3/B8 ◦ GPS/GLONASS/BDS/Galileo/QZSS |

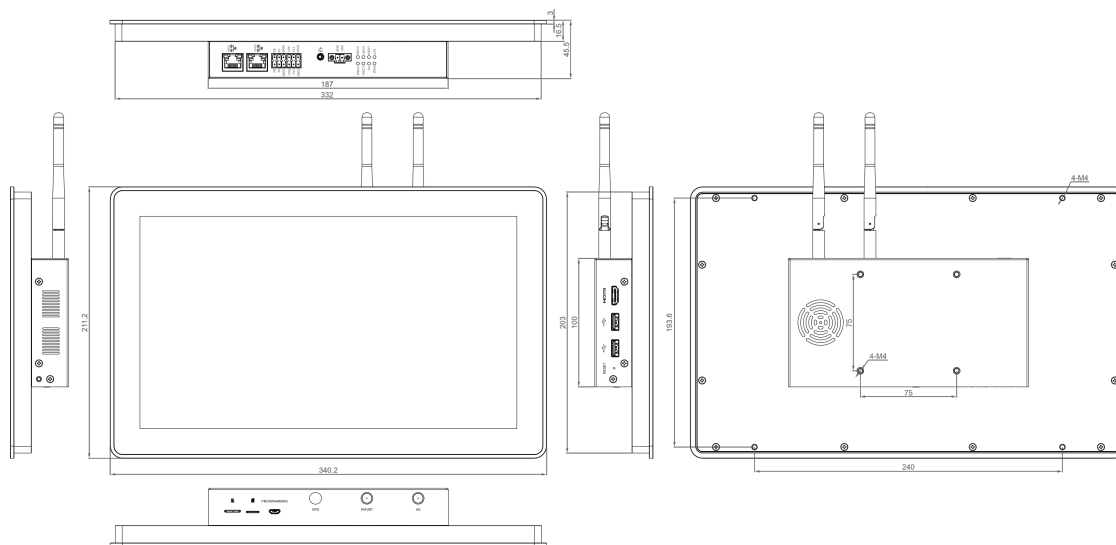
| Environmental & Regulatory | |
|----------------------------|---------------------------|
| Operating Temperature | -20°C ~ 50°C |
| Storage Temperature | -20°C ~ 60°C |
| Ambient humidity | 5% ~ 95% (non-condensing) |

System Diagram

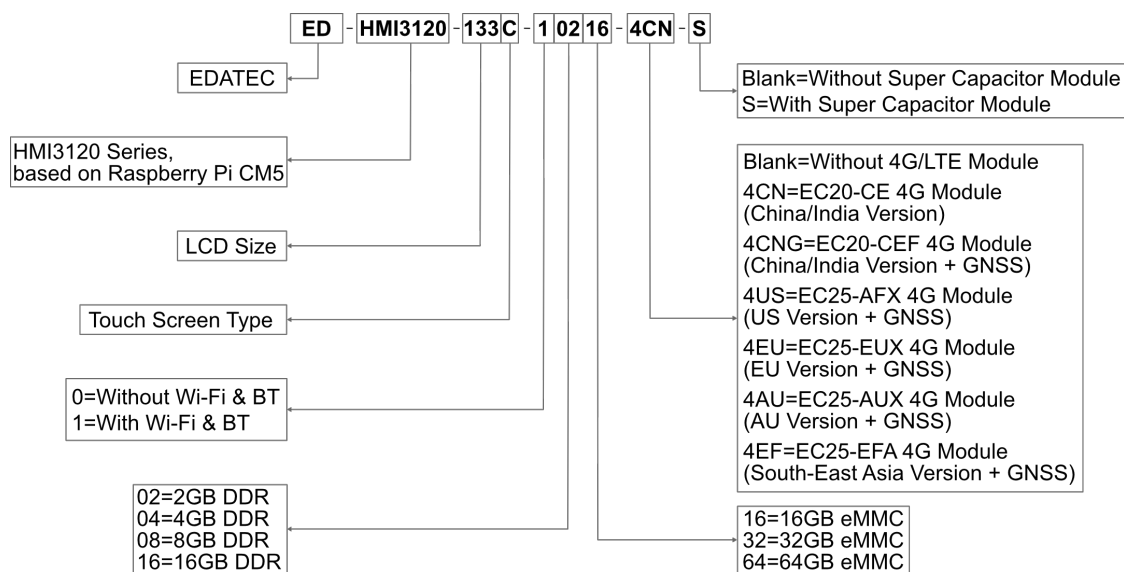


Dimensions

Unit: mm



Ordering Code



Example

P/N: **ED-HMI3120-133C-10216-4CN-S**

Configuration: 13.3-inch Industrial HMI Based on Raspberry Pi CM5, with Wi-Fi & Bluetooth, 4G (EC20-CE Module), 2GB DDR, 16GB eMMC and Super Capacitor Module.

Packing List

- 1 x ED-HMI3120-133C Unit
- 1 x Mounting Kit (including 4 x buckles, 4xM4*10 screws and 4xM4*16 screws)
- [Wi-Fi/BT Version - optional] 1 x 2.4GHz/5GHz Wi-Fi/BT Antenna
- [4G Version - optional] 1 x 4G/LTE Antenna