



ED-ANT-A

Datasheet

by EDA Technology Co., Ltd

built: 2026-06-26

ED-ANT-A

Omni-directional 4G Rod Antenna

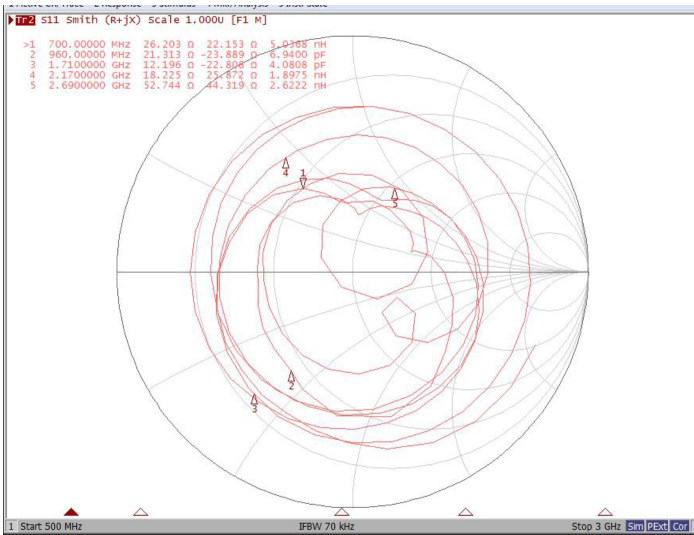
The ED-ANT-A is a 4G rod antenna specifically designed for ED-IPC and ED-HMI devices. By installing it to the antenna interface of the device, it can significantly enhance 4G signal transmission and reception capabilities, thereby effectively improving the stability and reliability of the device's 4G network connection.



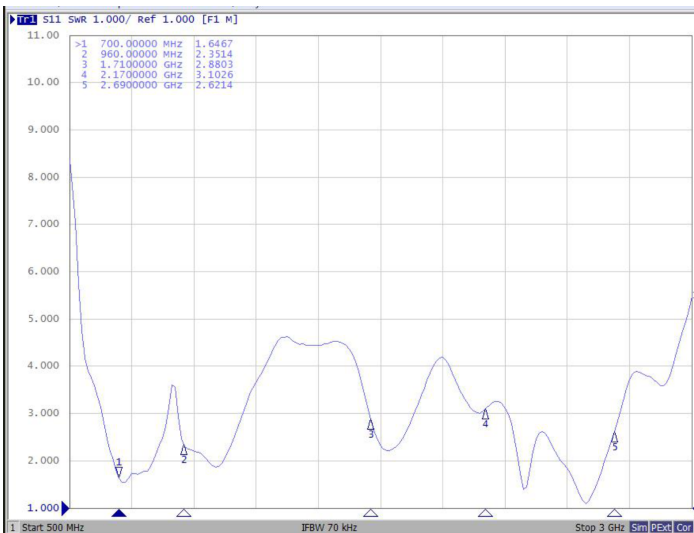
Specifications

Basic Parameters	
Antenna Structure	Rod Antenna
Working Frequency	700MHz ~ 960MHz 1710MHz ~ 2690MHz
Gain	2 dBi
Polarization	Vertical Linear Polarization
Radiation Pattern	Omni-directional
Impedance	50 ohm
Power Handling	50W dBm
Interface	SMA (Male)
Overall Dimensions	108mm x 10mm
Weight	About 6.4g
Antenna Input Characteristics Testing	Using the Agilent E5071C vector network analyzer
Antenna Radiation Characteristics Testing	Using the SATIMO SG24 chamber
Operating Temperature	-20 °C to +85 °C
Storing Temperature	-40 °C to +90 °C

Impedance Smith Chart Testing



Wireless VSWR Testing



Efficiency and Gain

Frequency (MHz)	Gain (dB)	Efficiency (dB)	Efficiency (%)
700	0.4	-3.8	41.4
710	0.6	-3.6	43.8
720	0.6	-3.5	45.1
730	0.6	-3.4	45.6
740	0.6	-3.4	45.9
750	0.6	-3.5	44.7
760	0.8	-3.4	45.4
770	0.5	-3.8	42.0

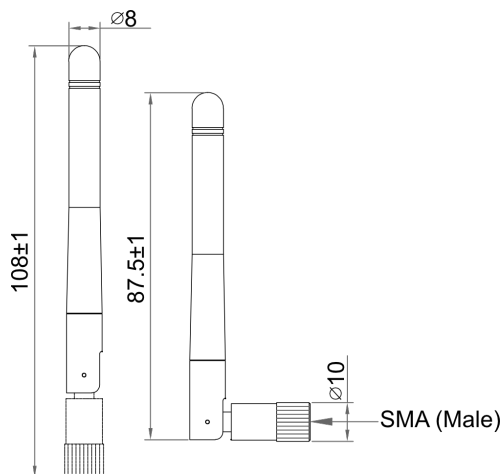
Frequency (MHz)	Gain (dB)	Efficiency (dB)	Efficiency (%)
780	0.5	-3.9	40.9
790	0.3	-4.2	38.4
800	0.1	-4.3	36.8
810	-0.6	-4.8	33.0
820	-0.7	-4.9	32.0
830	-0.6	-4.9	32.7
840	-0.9	-5.3	29.8
850	-0.6	-5.1	30.6
860	-0.7	-5.4	28.9
870	-0.6	-5.3	29.8
880	-0.5	-5.4	29.1
890	-0.3	-5.3	29.6
900	-0.5	-5.6	27.4
910	-1.0	-5.9	25.9
920	-1.2	-6.2	24.2
930	-1.2	-6.3	23.5
940	-1.3	-6.5	22.3
950	-1.6	-6.6	21.7
960	-1.5	-6.5	22.4
1710	-1.6	-6.1	24.4
1730	-1.4	-6.2	24.1
1750	-1.4	-6.0	25.1
1770	-1.4	-6.0	25.2
1790	-1.4	-5.9	25.5
1810	-1.3	-5.8	26.1
1830	-1.2	-5.8	26.2
1850	-0.7	-5.8	26.4
1870	0.0	-5.8	26.1
1890	0.7	-5.3	29.3

Frequency (MHz)	Gain (dB)	Efficiency (dB)	Efficiency (%)
1910	1.4	-4.7	33.5
1930	2.1	-4.2	37.7
1950	2.8	-3.7	42.5
1970	2.9	-3.6	44.0
1990	3.2	-3.1	48.9
2010	3.2	-3.0	50.5
2030	3.2	-3.1	48.8
2050	3.5	-3.0	50.2
2070	3.5	-3.1	49.2
2090	3.2	-3.2	47.4
2110	2.8	-3.5	44.8
2130	2.6	-3.7	43.0
2150	2.1	-4.4	36.6
2170	1.6	-5.0	31.3
2300	3.1	-4.3	37.1
2320	3.3	-4.2	38.0
2340	3.6	-4.1	39.3
2360	3.6	-4.1	38.7
2380	3.8	-4.0	39.6
2400	3.7	-4.0	39.5
2500	1.9	-4.3	36.8
2520	1.9	-4.3	36.9
2540	1.4	-4.7	34.2
2560	1.3	-4.7	33.9
2580	1.3	-5.0	31.8
2600	1.7	-4.9	32.6
2620	1.6	-5.0	31.9
2640	1.6	-5.0	31.4
2660	1.7	-5.1	31.2

Frequency (MHz)	Gain (dB)	Efficiency (dB)	Efficiency (%)
2690	1.8	-5.1	30.8

Dimensions

Unit: mm



Ordering Code

Model	Description
ED-ANT-A	Omni-directional 4G Rod Antenna

Packing List

- 1 x ED-ANT-A

Installation

Parts List:

NO.	Name	Quantity (PCS)
①	ED-ANT-A	1
③	ED-IPC2100 (Not provided)	1

TIP

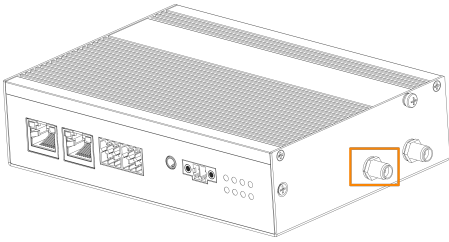
Here, only the ED-IPC2100 device is taken as an example for introduction.

Preparation:

The antenna has been retrieved from the packaging box.

Steps:

1. Locate the antenna interface on the device side, as shown in the marked position in the figure below.



2. Align the interfaces on both the device and the antenna, then tighten the antenna clockwise until it is securely attached to prevent dislodgement.

