WEBICC

localhost:1881

WEBICC | FEATURES | APPLICATIONS | admin | 25/11/2024-09:32:08

WASTEWATER | IRRIGATION | TRTF | SILO | GAS | ENERGY | AUTO

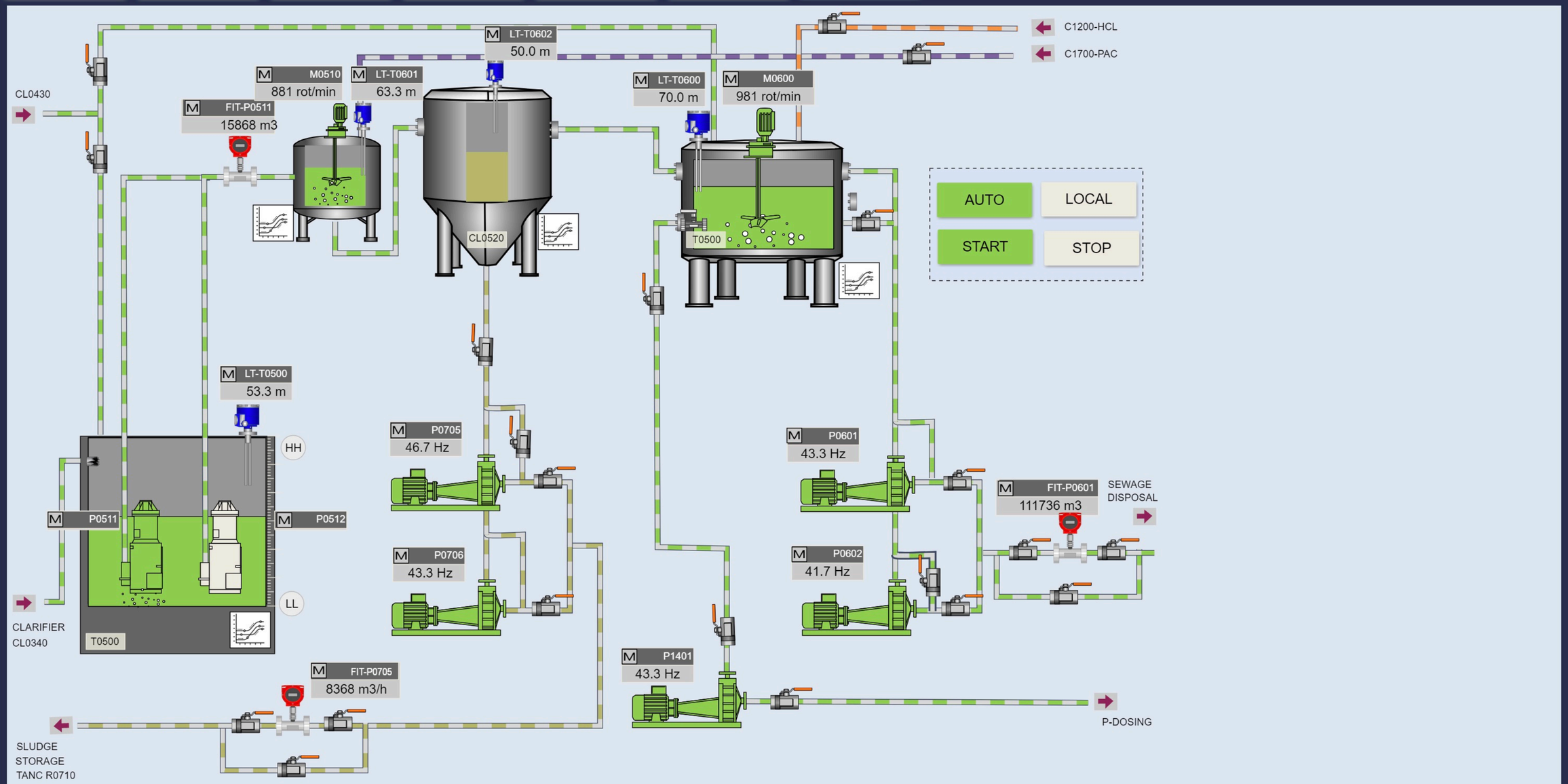

WEBICC

localhost:1881/home

WEBICC | FEATURES | APPLICATIONS | admin | 24/11/2024-05:57:55

WASTEWATER | IRRIGATION | TRTF | SILO | GAS | ENERGY | AUTO

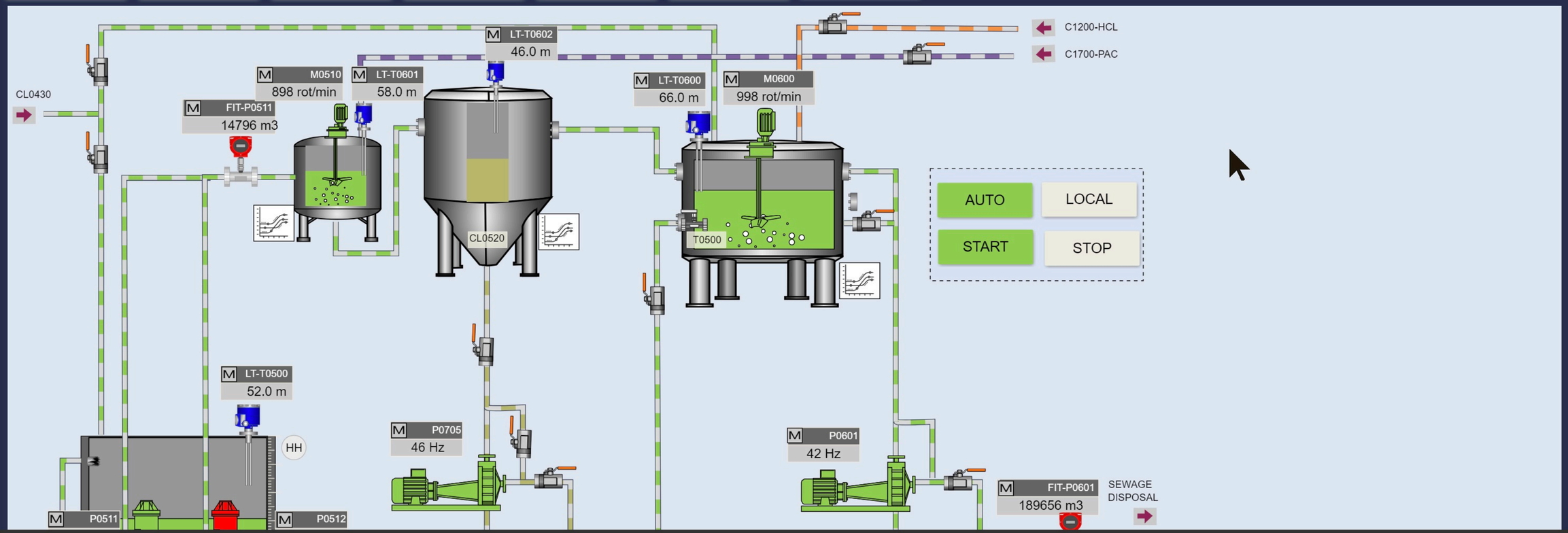

Alarms

items per page 25 | 1 - 4 of 4

Date/Time	Item	Priority	Group	Status
2024.11.24 17:52:53	bAlarm1 is activated	High	Digital alarms	Active
2024.11.24 17:52:53	bAlarm2 is activated	High	Digital alarms	Active
2024.11.24 17:52:53	bAlarm3 is activated	High	Digital alarms	Active
2024.11.24 17:52:53	P0511 Pump has been started	Message	PumpP0511	Active

Activate Windows
Go to Settings to activate Windows.

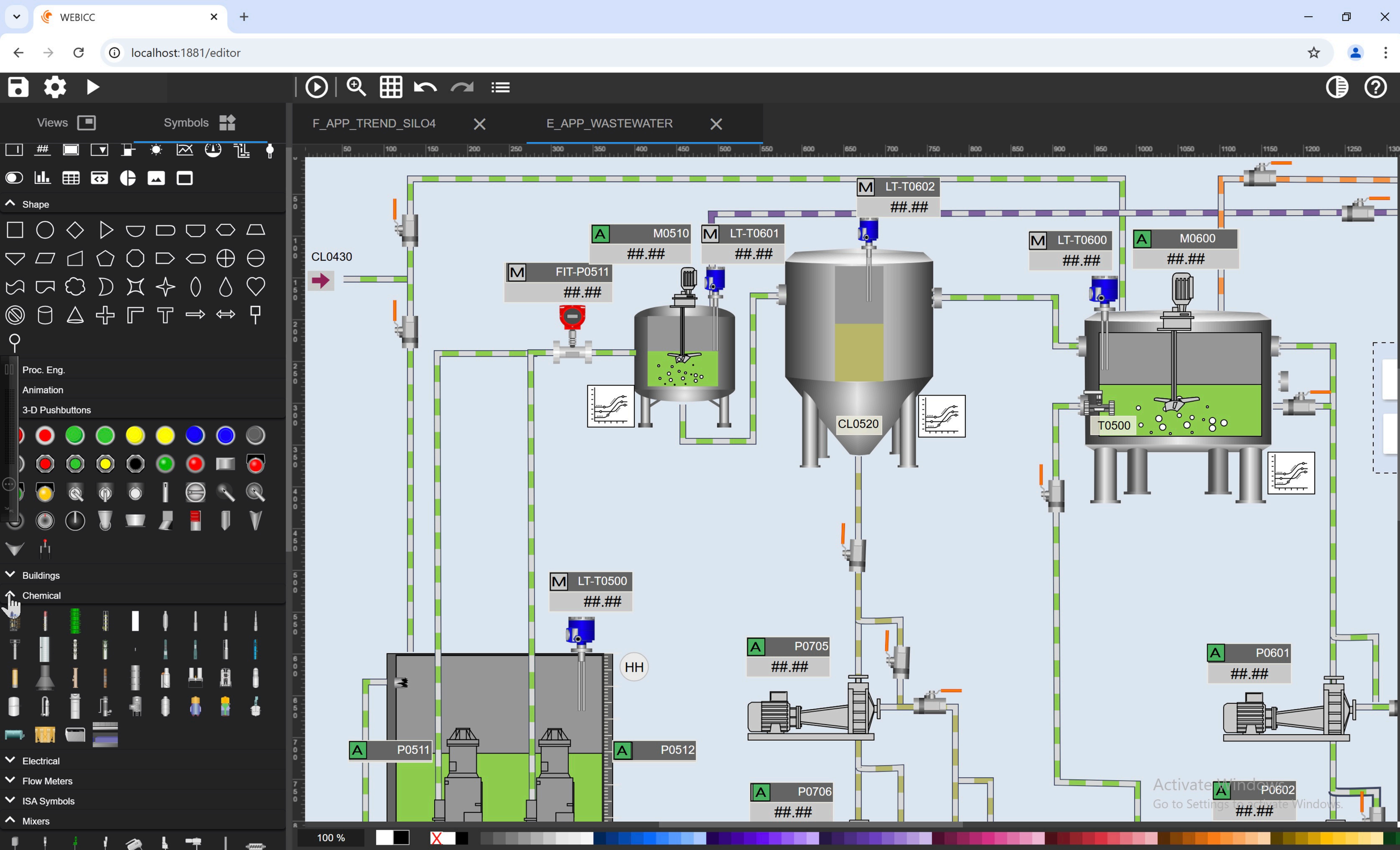
WEBICC
localhost:1881/editor
Views
Symbols
F_APP_TREND_SILO4
E_APP_WASTEWATER
Shape
Proc. Eng.
Animation
3-D Pushbuttons
Buildings
Chemical
Electrical
Flow Meters
ISA Symbols
Mixers
CL0430
M FIT-P0511 ##.##
A M0510 ##.##
M LT-T0601 ##.##
M LT-T0602 ##.##
CL0520
M LT-T0600 ##.##
A M0600 ##.##
T0500
M LT-T0500 ##.##
HH
A P0511
A P0512
A P0705 ##.##
A P0706 ##.##
A P0601 ##.##
A P0602 ##.##
100 %

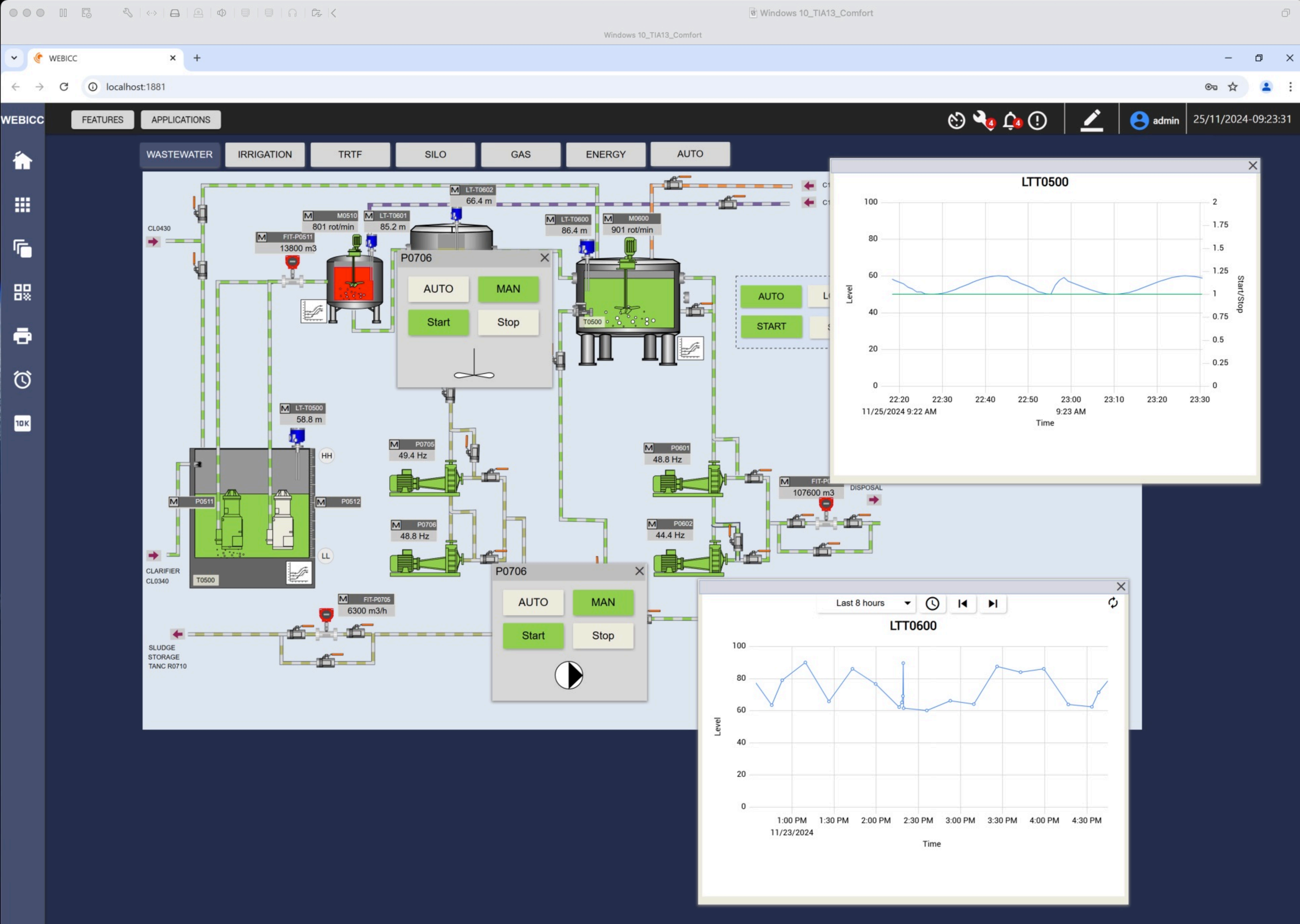
Windows 10_TIA13_Comfort
WEBICC
localhost:1881
WEBICC
FEATURES
APPLICATIONS
admin
25/11/2024-09:23:31
WASTEWATER
IRRIGATION
TRTF
SILO
GAS
ENERGY
AUTO
CL0430
M LT-T0602
66.4 m
M M0510
801 rot/min
M LT-T0601
85.2 m
M FIT-P0511
13800 m3
M LT-T0600
86.4 m
M M0600
901 rot/min
P0706
AUTO
MAN
Start
Stop
T0500
AUTO
START
M LT-T0500
58.8 m
HH
M P0511
M P0512
LL
CLARIFIER
CL0340
T0500
M P0705
49.4 Hz
M P0706
48.8 Hz
M P0601
48.8 Hz
M P0602
44.4 Hz
M FIT-P
107600 m3
DISPOSAL
M FIT-P0705
6300 m3/h
SLUDGE
STORAGE
TANC R0710
P0706
AUTO
MAN
Start
Stop
LTT0500
Level
Start/Stop
100
80
60
40
20
0
2
1.75
1.5
1.25
1
0.75
0.5
0.25
0
22:20
22:30
22:40
22:50
23:00
23:10
23:20
23:30
11/25/2024 9:22 AM
9:23 AM
Time
Last 8 hours
LTT0600
Level
100
80
60
40
20
0
1:00 PM
1:30 PM
2:00 PM
2:30 PM
3:00 PM
3:30 PM
4:00 PM
4:30 PM
11/23/2024
Time

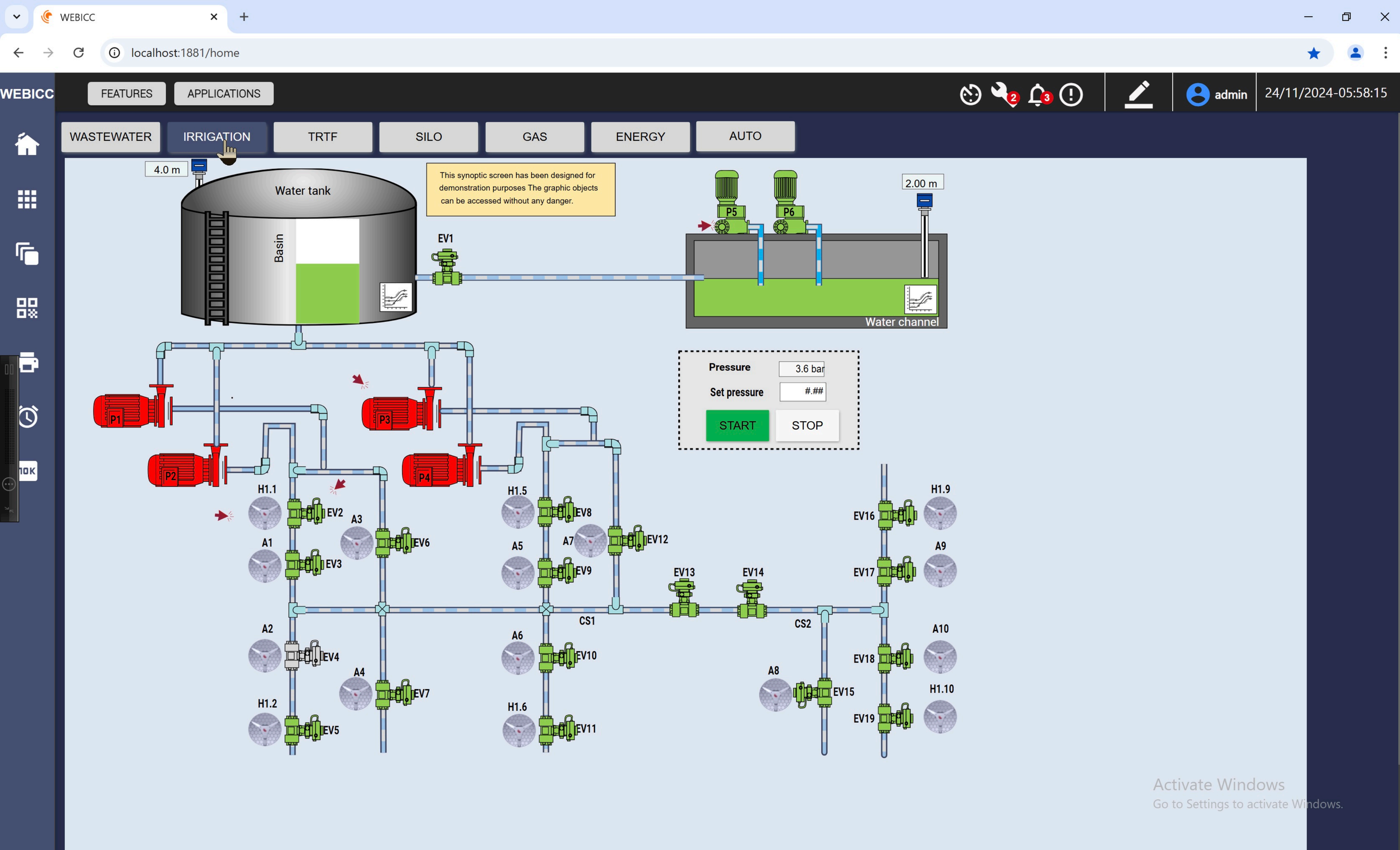
WEBICC
localhost:1881/home
FEATURES
APPLICATIONS
admin
24/11/2024-05:58:15
WASTEWATER
IRRIGATION
TRTF
SILO
GAS
ENERGY
AUTO
4.0 m
Water tank
Basin
This synoptic screen has been designed for demonstration purposes The graphic objects can be accessed without any danger.
EV1
P5
P6
2.00 m
Water channel
Pressure
3.6 bar
Set pressure
#.##
START
STOP
P1
P2
P3
P4
H1.1
EV2
A1
EV3
A3
EV6
A2
EV4
A4
EV7
H1.2
EV5
H1.5
EV8
A5
EV9
A7
EV12
A6
EV10
H1.6
EV11
CS1
EV13
EV14
CS2
A8
EV15
EV16
H1.9
EV17
A9
EV18
A10
EV19
H1.10
Activate Windows
Go to Settings to activate Windows.

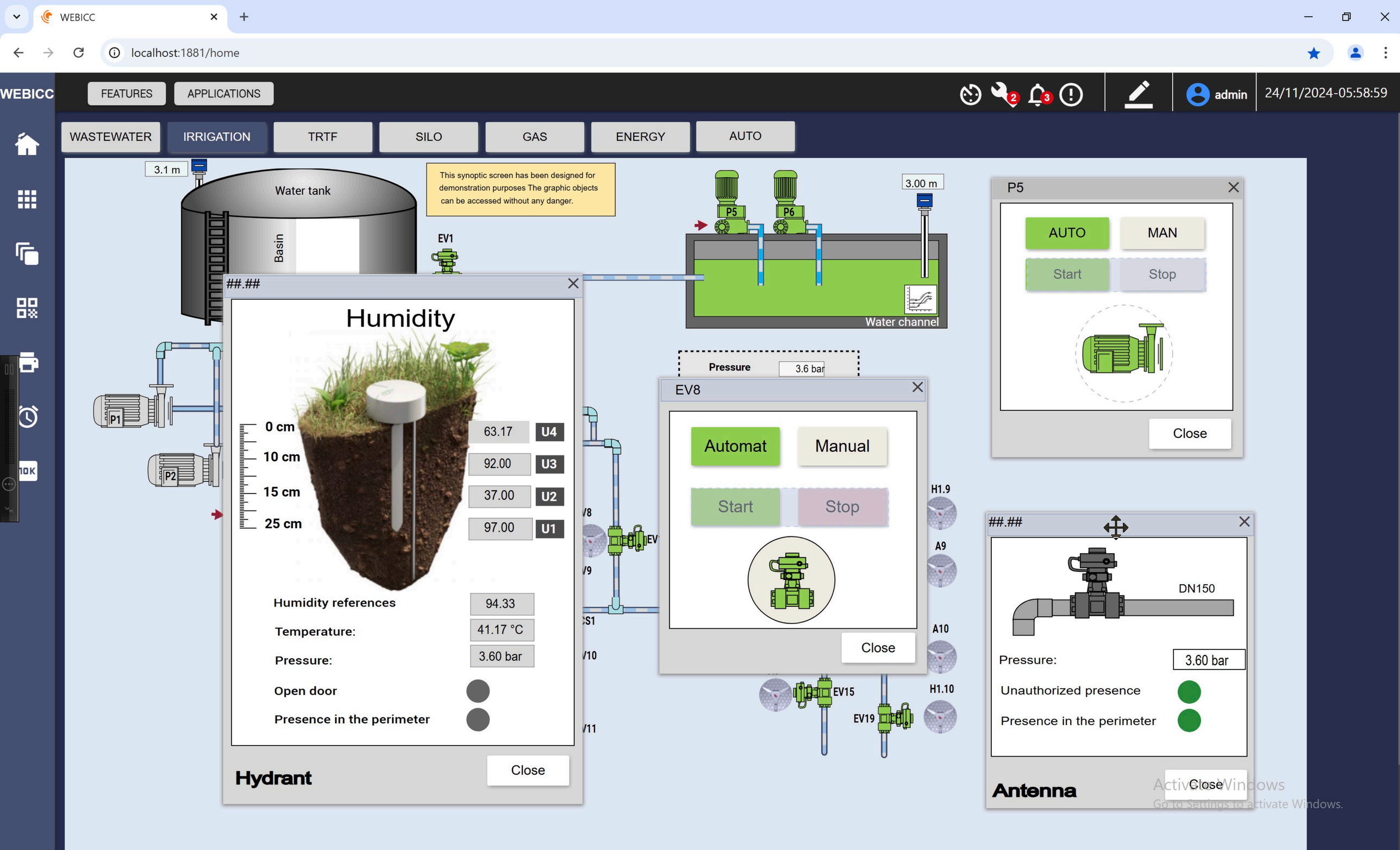
WEBICC
localhost:1881/home
WEBICC
FEATURES
APPLICATIONS
admin
24/11/2024-05:58:59
WASTEWATER
IRRIGATION
TRTF
SILO
GAS
ENERGY
AUTO
3.1 m
Water tank
Basin
This synoptic screen has been designed for demonstration purposes The graphic objects can be accessed without any danger.
EV1
P5
P6
3.00 m
Water channel
P1
P2
Pressure
3.6 bar
##.##
Humidity
0 cm
10 cm
15 cm
25 cm
63.17
U4
92.00
U3
37.00
U2
97.00
U1
Humidity references
94.33
Temperature:
41.17 °C
Pressure:
3.60 bar
Open door
Presence in the perimeter
Hydrant
Close
EV8
Automat
Manual
Start
Stop
Close
P5
AUTO
MAN
Start
Stop
Close
H1.9
A9
A10
H1.10
EV15
EV19
##.##
DN150
Pressure:
3.60 bar
Unauthorized presence
Presence in the perimeter
Antenna
Close
Activate Windows
Go to Settings to activate Windows.

WEBICC

localhost:1881/home

WEBICC

FEATURES | APPLICATIONS

admin | 24/11/2024-05:59:18

WASTEWATER | IRRIGATION | TRTF | SILO | GAS | ENERGY | AUTO

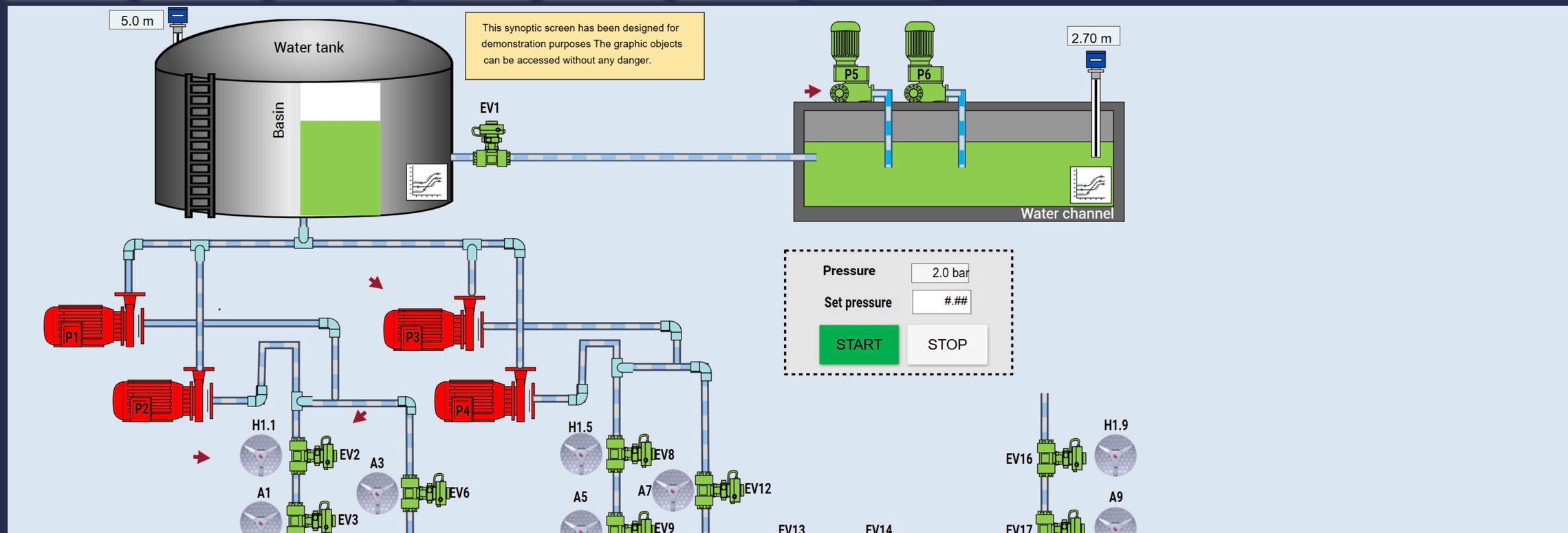

Maintenance

items per page 25 | 1 - 2 of 2

Date/Time	Item	Priority	Group	Status		Maintenance infos
2024.11.24 17:58:44	Cooler has reached range 800-1000	High priority	Cooler	Passive		
2024.11.24 17:59:03	Cooler has reached range 1700-2000	High priority	Cooler	Passive		

Activate Windows
Go to Settings to activate Windows.

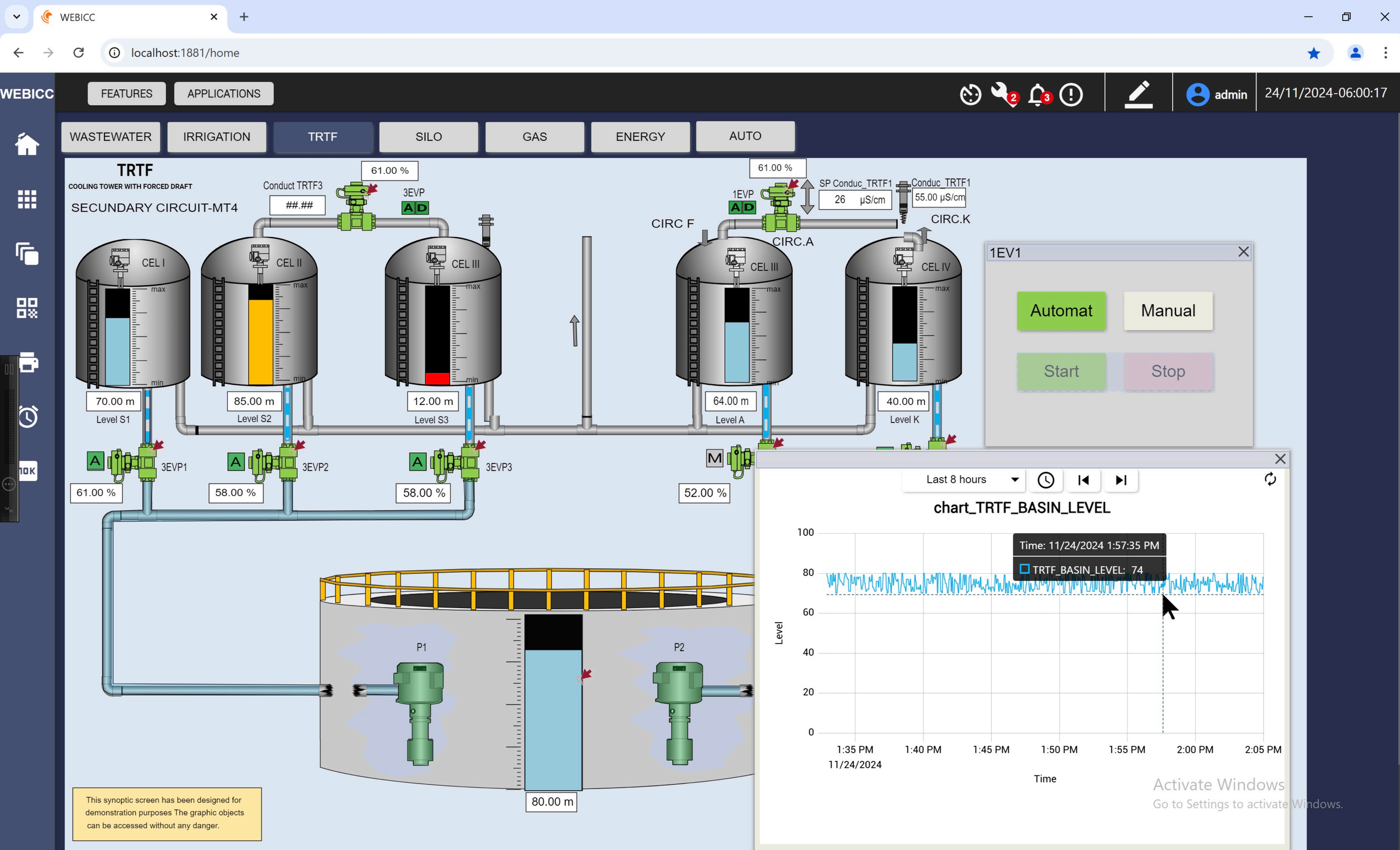
WEBICC
localhost:1881/home
WEBICC
FEATURES
APPLICATIONS
admin
24/11/2024-06:00:17
WASTEWATER
IRRIGATION
TRTF
SILO
GAS
ENERGY
AUTO
TRTF
COOLING TOWER WITH FORCED DRAFT
SECUNDARY CIRCUIT-MT4
Conduct TRTF3
##.##
61.00 %
3EVP
AD
1EVP
AD
61.00 %
SP Conduc_TRTF1
26 µS/cm
Conduc_TRTF1
55.00 µS/cm
CIRC F
CIRC.A
CIRC.K
CEL I
CEL II
CEL III
CEL III
CEL IV
max
min
70.00 m
Level S1
85.00 m
Level S2
12.00 m
Level S3
64.00 m
Level A
40.00 m
Level K
A
3EVP1
61.00 %
A
3EVP2
58.00 %
A
3EVP3
58.00 %
M
52.00 %
P1
P2
80.00 m
This synoptic screen has been designed for demonstration purposes The graphic objects can be accessed without any danger.
1EV1
Automat
Manual
Start
Stop
Last 8 hours
chart_TRTF_BASIN_LEVEL
Time: 11/24/2024 1:57:35 PM
TRTF_BASIN_LEVEL: 74
100
80
60
40
20
0
Level
1:35 PM
11/24/2024
1:40 PM
1:45 PM
1:50 PM
1:55 PM
2:00 PM
2:05 PM
Time
Activate Windows
Go to Settings to activate Windows.

WEBICC
localhost:1881/home

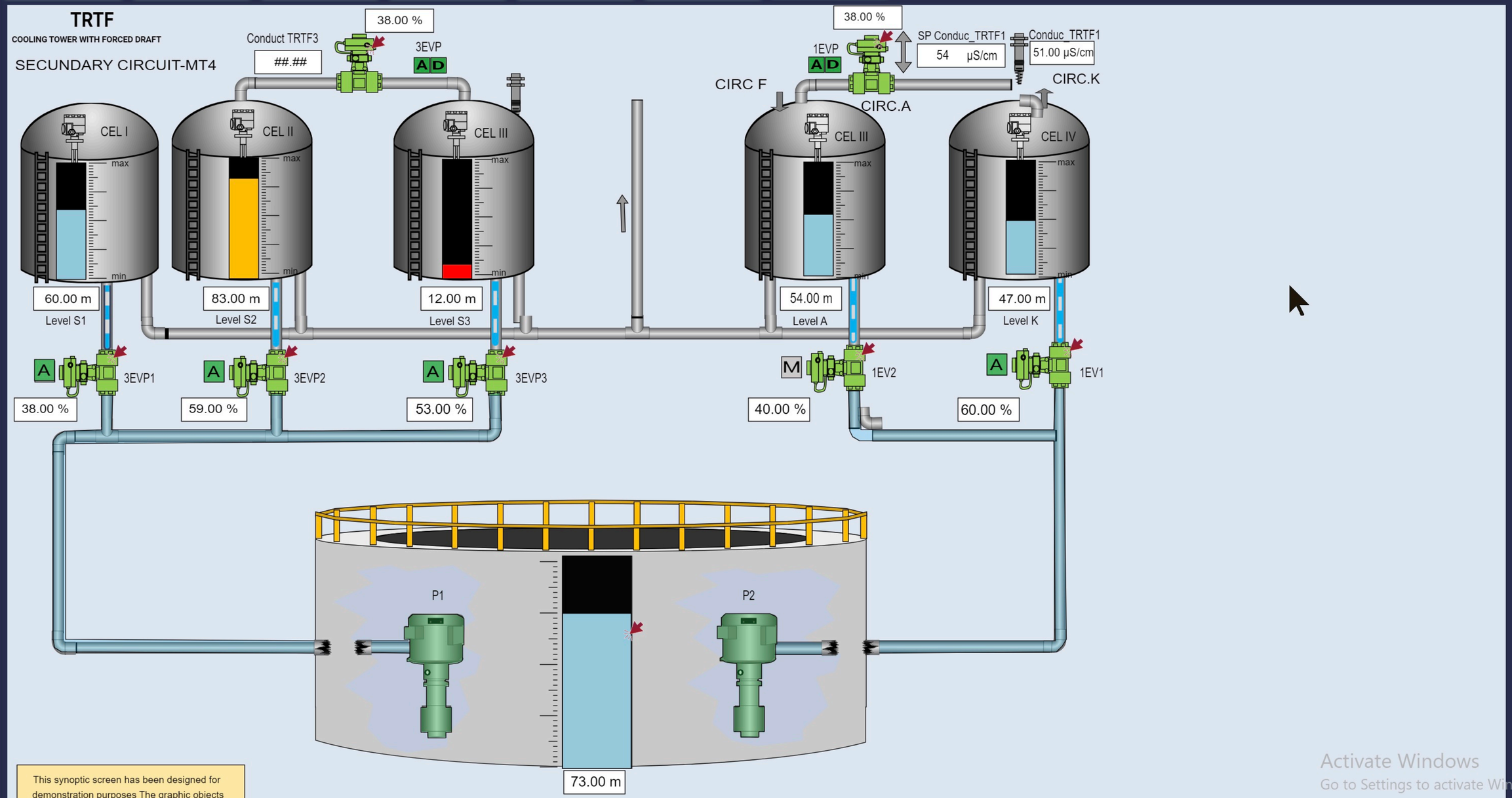

Activate Windows
Go to Settings to activate Windows.

WEBICC

localhost:1881/home

WEBICC

FEATURES | APPLICATIONS

admin | 24/11/2024-06:00:52

WASTEWATER | IRRIGATION | TRTF | SILO | GAS | ENERGY | AUTO

This synoptic screen has been designed for demonstration purposes The graphic objects can be accessed without any danger.

Activate Windows
Go to Settings to activate Windows.

WEBICC

localhost:1881/home

WEBICC | FEATURES | APPLICATIONS | admin | 24/11/2024-06:01:22

WASTEWATER | IRRIGATION | TRTF | SILO | GAS | ENERGY | AUTO

This synoptic screen has been designed for demonstration purposes The graphic objects can be accessed without any danger.

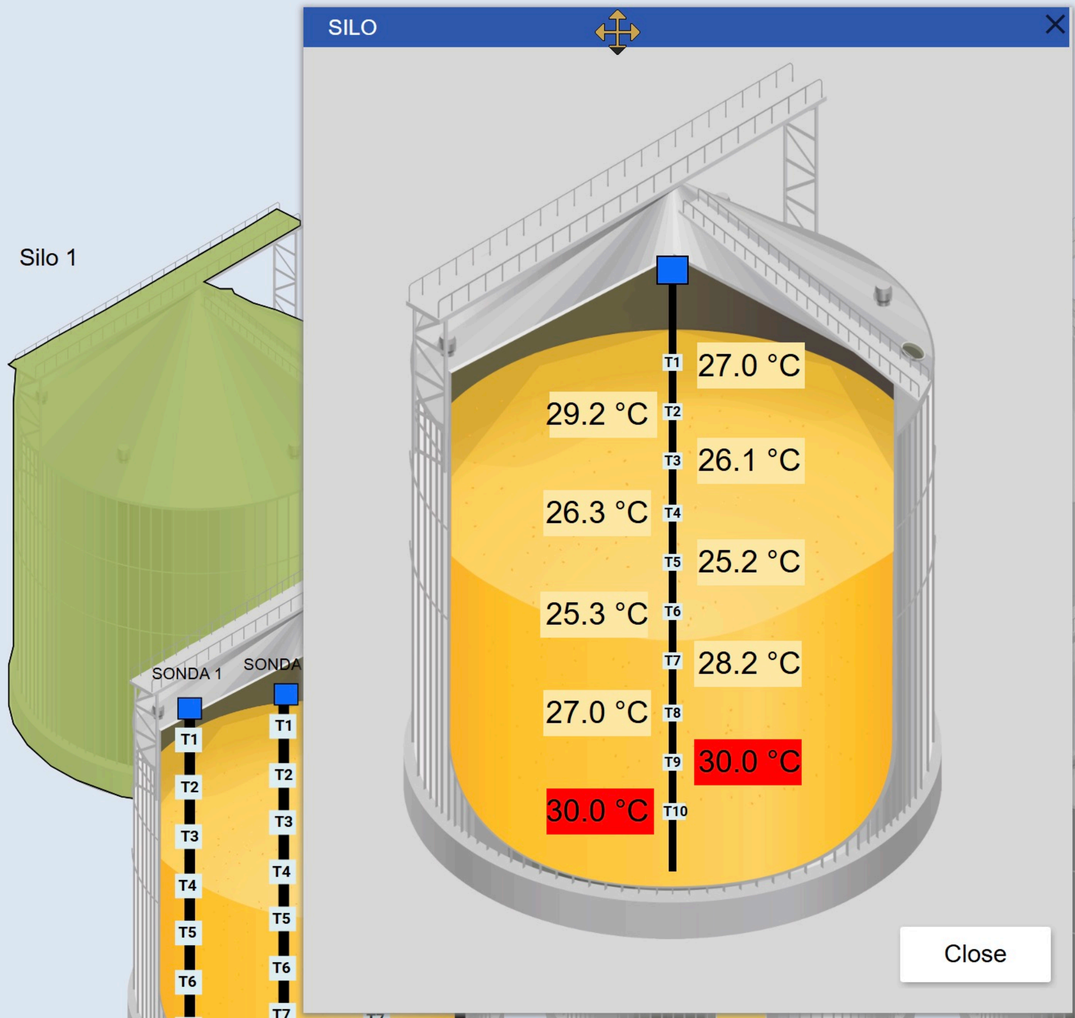

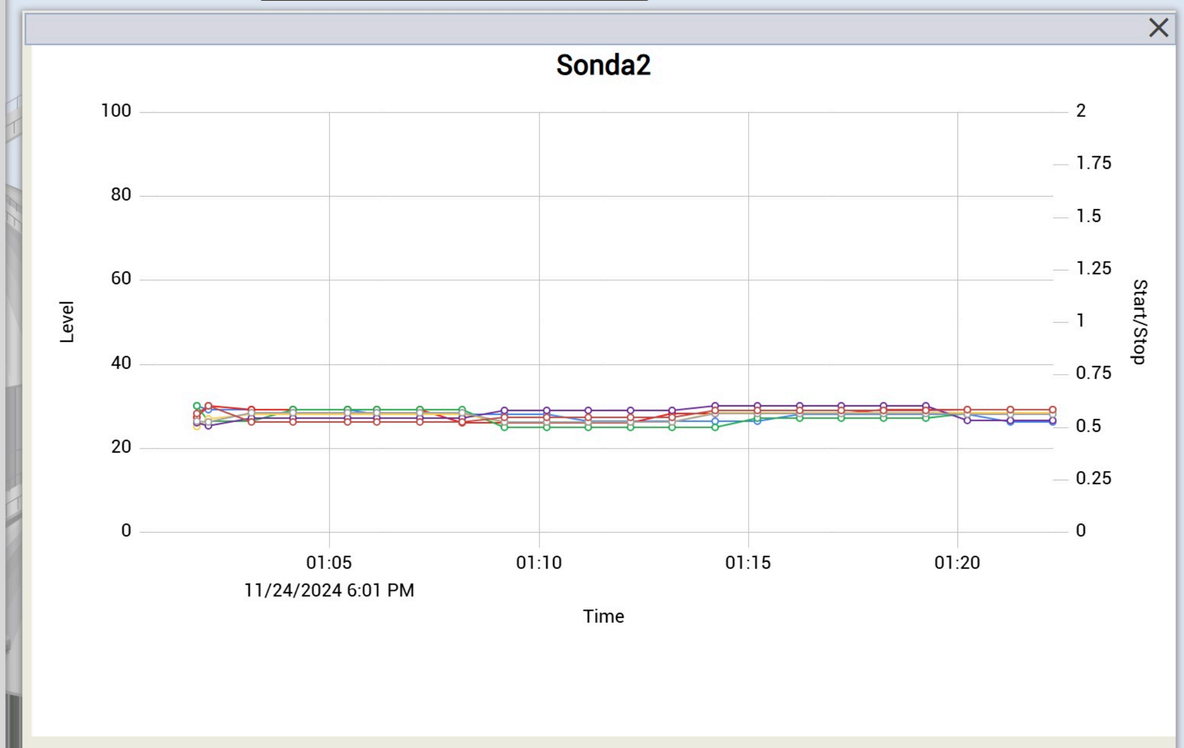

Silo 1

SONDA 1

SONDA

Silo 10

Silo 9

Silo 8

Silo 7

Silo 6

Activate Windows
Go to Settings to activate Windows.

WEBICC

localhost:1881/home

WEBICC

FEATURES | APPLICATIONS

admin | 24/11/2024-06:01:40

WASTEWATER | IRRIGATION | TRTF | SILO | GAS | ENERGY | AUTO

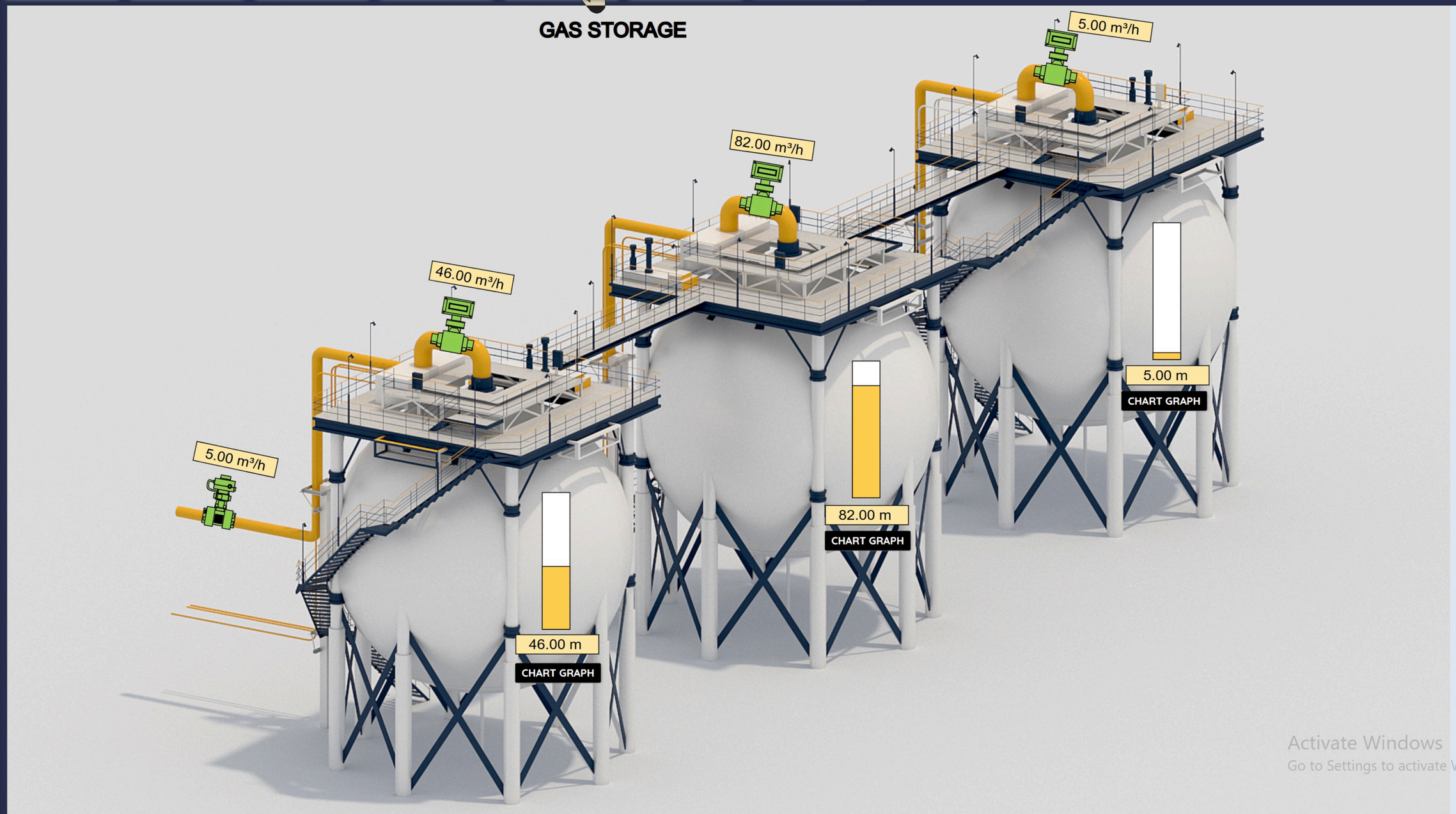

Activate Windows
Go to Settings to activate Windows.

WEBICC

localhost:1881/home

FEATURES APPLICATIONS

admin 24/11/2024-06:02:31

History Alarms

items per page 100 601 - 700 of 1959 From : 2024-11-12 18:02 To : 2024-11-24 18:02 Apply

Date/Time	Item	Priority	Group	Status	OFF Date/Time	ACK Date/Time	ACK User
2024.11.23 11:27:54	P0511 Pump has stopped	Message	PumpP0511	Passive	2024.11.23 11:27:56		
2024.11.23 11:23:27	P0511 Pump has been started	Message	PumpP0511	Passive	2024.11.23 11:27:54		
2024.11.23 11:23:25	P0511 Pump has stopped	Message	PumpP0511	Passive	2024.11.23 11:23:27		
2024.11.23 11:23:19	P0511 Pump has been started	Message	PumpP0511	Passive	2024.11.23 11:23:25		
2024.11.23 11:23:17	P0511 Pump has stopped	Message	PumpP0511	Passive	2024.11.23 11:23:19		
2024.11.23 11:23:15	P0511 Pump has been started	Message	PumpP0511	Passive	2024.11.23 11:23:17		
2024.11.23 10:00:20	P0511 Pump has stopped	Message	PumpP0511	Passive	2024.11.23 11:23:15		
2024.11.23 10:00:18	P0511 Pump has been started	Message	PumpP0511	Passive	2024.11.23 10:00:20		
2024.11.22 23:31:33	P0511 Pump has stopped	Message	PumpP0511	Passive	2024.11.23 10:00:18		
2024.11.22 23:22:20	The electric pump P1 has broken down	High High	Electric	Passive	2024.11.23 09:42:14		
2024.11.22 23:22:11	The M1 engine broke down	High High	Electric	Passive	2024.11.22 23:52:22		
2024.11.22 23:21:23	The electric valve EV1 has broken down	High High	Electric	Passive	2024.11.22 23:52:22		
2024.11.22 23:21:15	The electric valve EV1 has broken down	High High	Electric	Passive	2024.11.22 23:21:19		
2024.11.22 22:46:55	P0511 Pump has been started	Message	PumpP0511	Passive	2024.11.22 23:31:33		
2024.11.22 22:46:54	P0511 Pump has stopped	Message	PumpP0511	Passive	2024.11.22 22:46:55		
2024.11.22 21:51:16	P0511 Pump has been started	Message	PumpP0511	Passive	2024.11.22 22:46:54		
2024.11.22 21:50:28	P0511 Pump has stopped	Message	PumpP0511	Passive	2024.11.22 21:51:16		
2024.11.22 21:50:24	P0511 Pump has been started	Message	PumpP0511	Passive	2024.11.22 21:50:28		
2024.11.22 21:49:14	bAlarm1 is activated	High	Digital alarms	Active			
2024.11.22 21:49:14	bAlarm2 is activated	High	Digital alarms	Active			
2024.11.22 21:49:14	bAlarm3 is activated	High	Digital alarms	Active			
2024.11.22 21:49:14	P0511 Pump has stopped	Message	PumpP0511	Passive	2024.11.22 21:50:25		

Activate Windows
Go to Settings to activate Windows.

WEBICC

localhost:1881/home

WEBICC | FEATURES | APPLICATIONS | admin | 24/11/2024-06:03:22

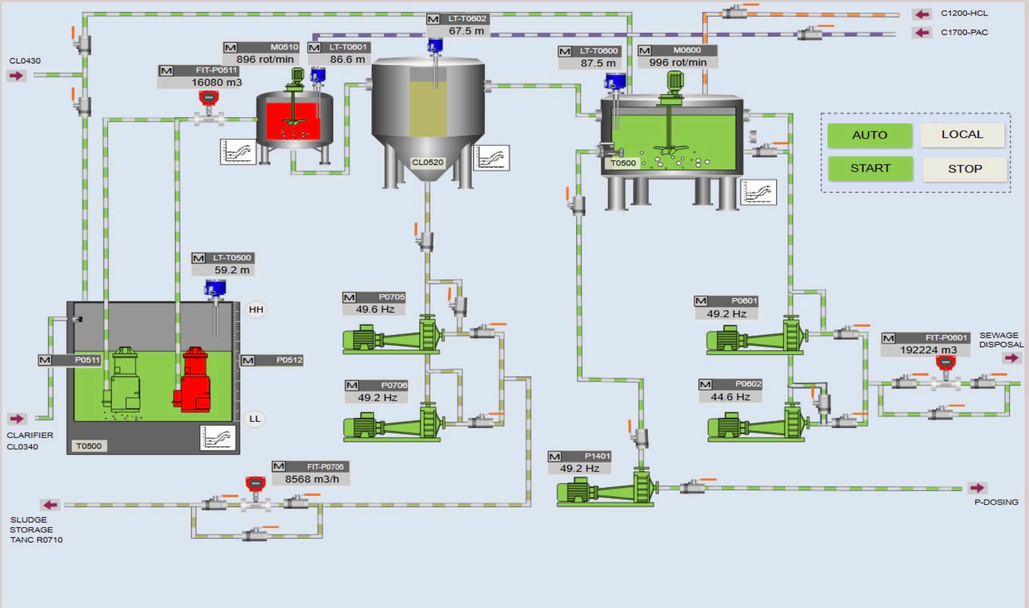

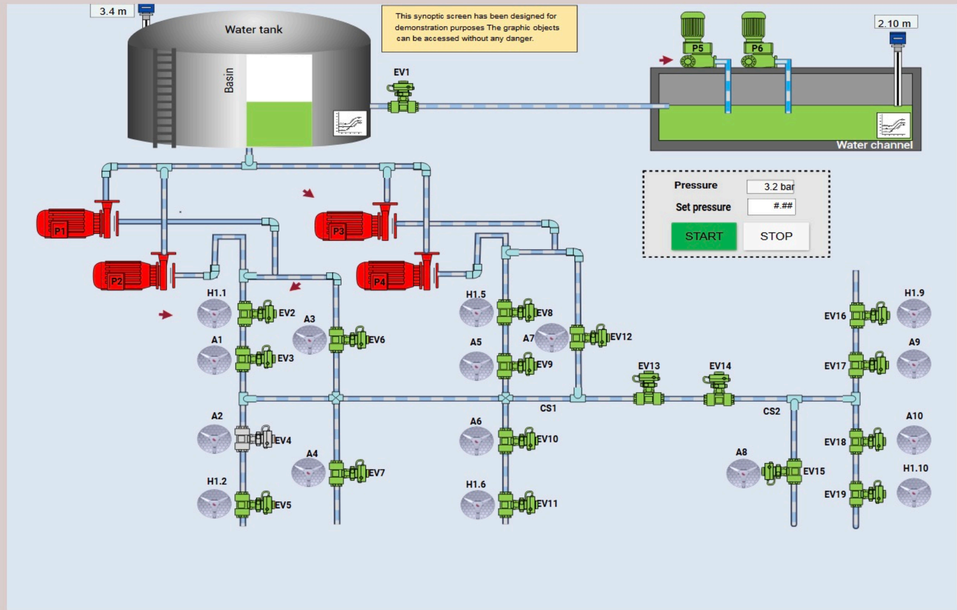

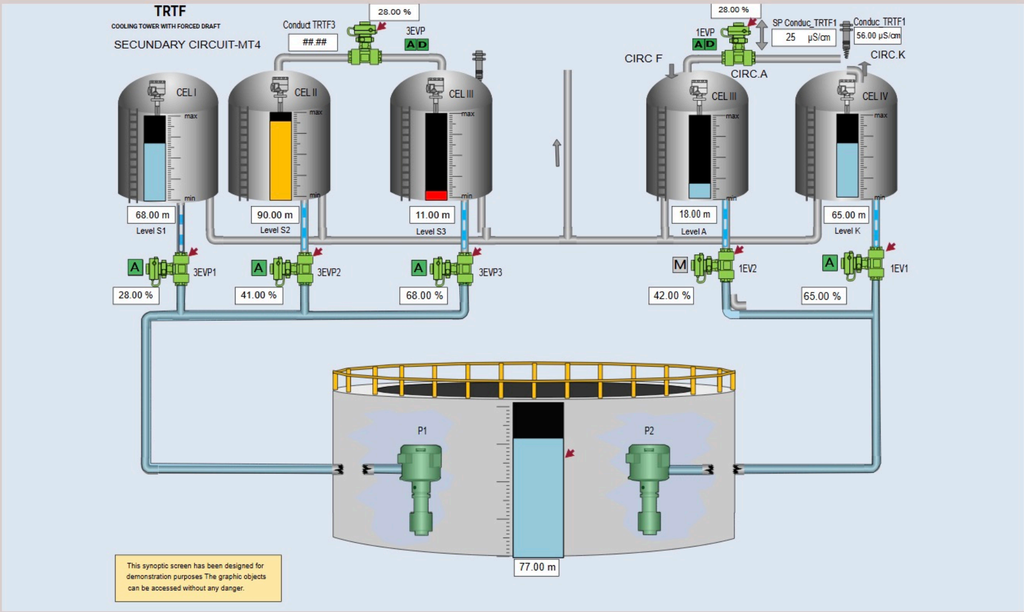

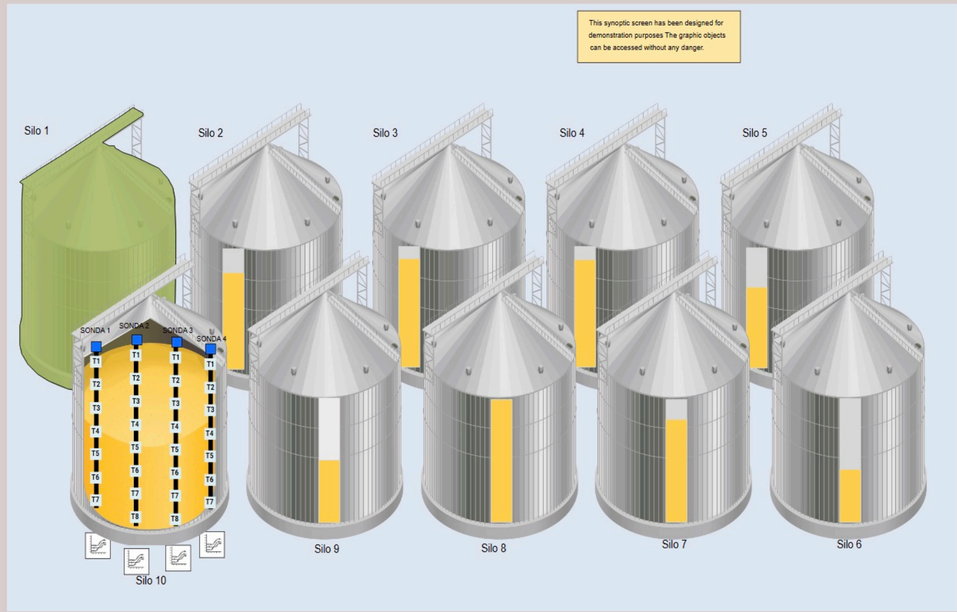

Activate Windows
Go to Settings to activate Windows.

WEBICC

localhost:1881/editor

Views | Symbols

Views

- E_APP_ENERGY
- E_APP_GAS
- E_APP_IRRIGATION
- E_APP_MAIN_SILO
- E_APP_SILO2
- E_APP_TRTF
- E_APP_WASTEWATER
- E_DEMO_APPS
- E_FEATURES_MAIN
- E_FEAT_ACTIONS
- E_FEAT_ALARMS
- E_FEAT_ANIMATIONS
- E_FEAT_ARCHIVES
- E_FEAT_DESCRIPTION
- E_FEAT_FEAT
- E_FEAT_MAINTENANCE
- E_FEAT_TRENDS
- E_FEAT_USERS
- E_FEAT_WIDGET
- E_HOME
- E_MULTI_VIEWS
- E_REPORTS
- FP1
- FP_HELP
- F_APP_3EVP
- F_APP_Antena
- F_APP_EV_AGRI
- F_APP_FEAT_ALL
- F_APP_Hydrant

F_APP_TREND_SILO4

WEBICC offers mar
in any direction you
scripts with javascrip

Pipe animati

Start

Gauge1 anima

100 %

Circular Gauge settings

Name: gauge_3

Authorization

Value

Tag: OPC_Server

EcranDemo1_fGauge - ns=2;s=EcraneDemo.Demo1.EcranDemo1_fGauge

Ticks

Divisions | SubDivisions

Divisions length | SubDivisions length

Divisions width | SubDivisions width

Divisions color | SubDivisions color

Divisions font size | Divisions font color

Divisions labels (ex. 10;20;...)

10;20;30;40;50;60;70;80;90;100

Current value | Min 0 | Max 150 | Bar width

Animation speed | Angle | Radius

Font size | Textfield position | Format digits

Pointer length | Pointer stroke | Pointer color

Color start | Color stop | Background

Font

Zones

Min	Max	Color
0	10	
10	20	
20	70	
70	90	
90	150	

CANCEL | OK

Transform

x 95

y 465

width 250

height 234

angle 0

Align

Stroke

stroke width 1

stroke style

Property

name gauge_3

Property

Activate Windows
Go to Settings to activate Windows.

WEBICC has a rich graphic library in simple and gradient formats that can be used to create SCADA screens. These can be animated as desired and combined according to any work scenario. Graphic objects can be grouped, rotated, resized, colored, and actions resulting from predefined functions or scripts created in GlobalScript can be associated with them.

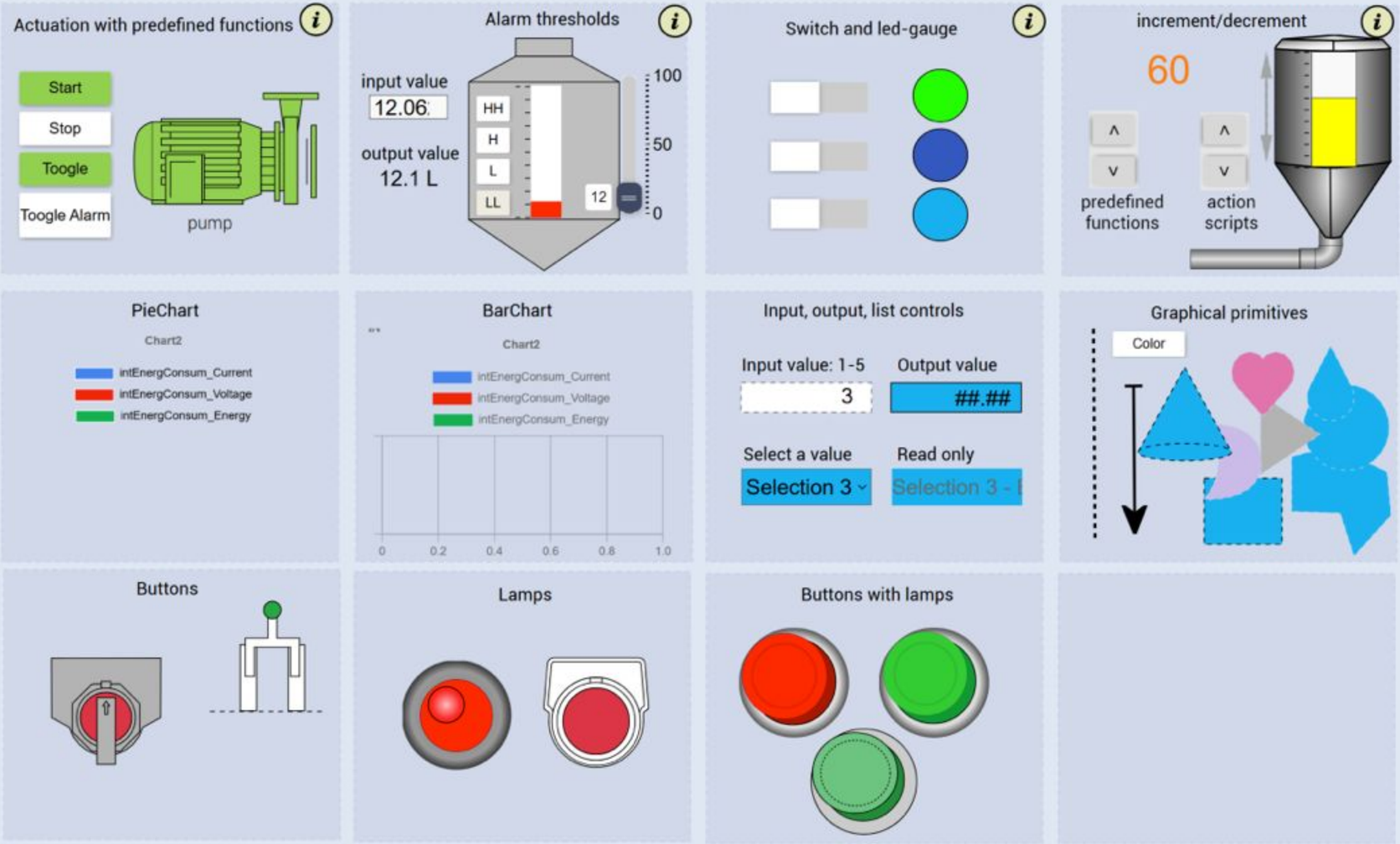

WEBICC offers many possibilities for animating and moving graphic objects on the screen surface. This way you will be able to dynamically color any graphic object and move it in any direction you want. The existing dynamic controls are fully configurable but you can create your own graphic shapes that you can animate both through settings and through scripts with javascript functions.

Pipe animation

Start Stop

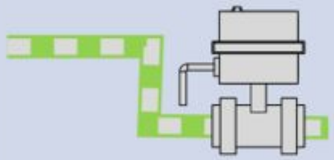

Turn clockwise/anticlockwise

START STOP

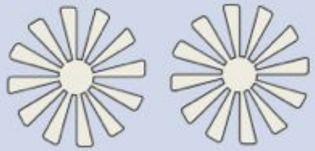

Conveyor belt animation

Unpushed

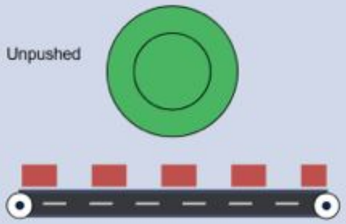

Piston action

Start/Stop

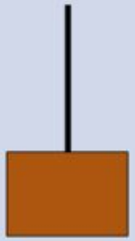

Gauge1 animation

Gauge2 animation

Gauge 3 animation

0.0 << Move Left Move Right >> 1.0

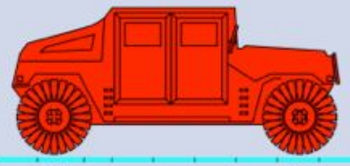

This section highlights the packaging of bit states into Byte, Word and DWord data types. This results in an optimized load of communication between WEBICC and PLC.
You will be able to work with the bits you need using the predefined bit masks as well as the functions in GlobalScript as per the examples below.

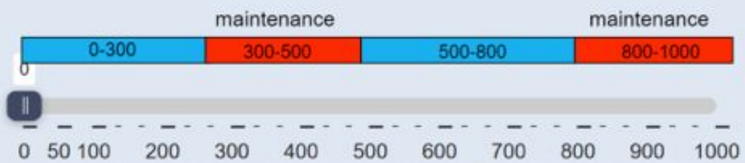

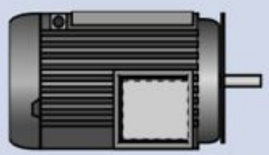

Hours of operation:

0

Click on "maintenance infos" for details

Hours of operation:

850

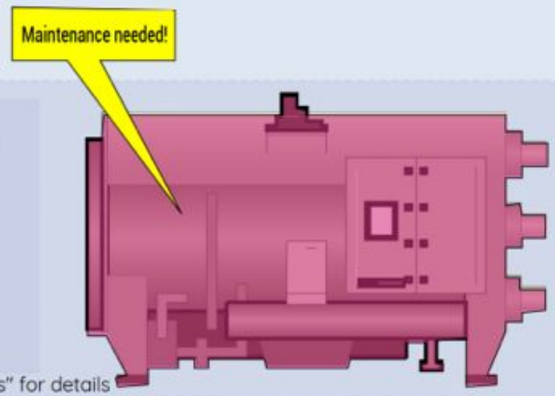

Click on "maintenance infos" for details

Maintenance

Items per page 25 1 - 2 of 2

Date/Time	Item	Priority	Group	Status		Maintenance infos
2024.11.20 10:32:41	Cooler has reached range 800-1000	High priority	Cooler	Active		
2024.11.20 10:32:18	Cooler has reached range 1700-2000	High priority	Cooler	Passive		

WEBICC

HOME

FEATURES

DEMO APPS

MULTI VIEWS

REPORTS

ALARMS

WEBICC

FEATURES | APPLICATIONS

admin | 20/11/2024-10:33:22

DESCRIPTION | FEATURES | ALARMS | ANIMATION | ACTIONS | MAINTENANCE | TRENDS | ARCHIVES | USERS | WIDGET

The configuration of trend graphs with real-time data is fully configurable but can also be done with the help of javascript scripts. You have many possibilities to draw graphs: with or without interpolation, linear trends, sinusoidal, with color filling, spline, step after/before. You can also configure tables with real-time data.

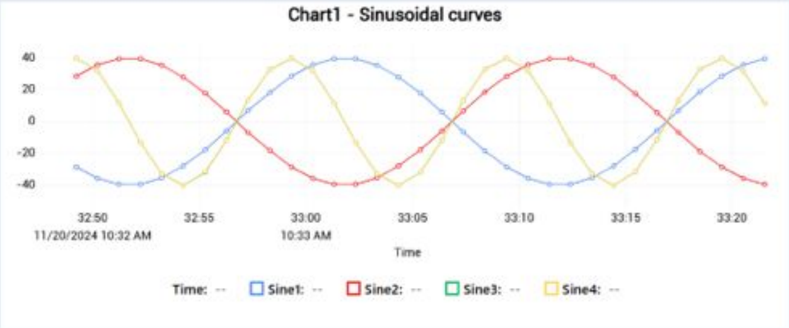

Date/Time	Sine1	Sine2	Sine3	Sine4
2024-11-20T10:33:21	40	-40	11	11

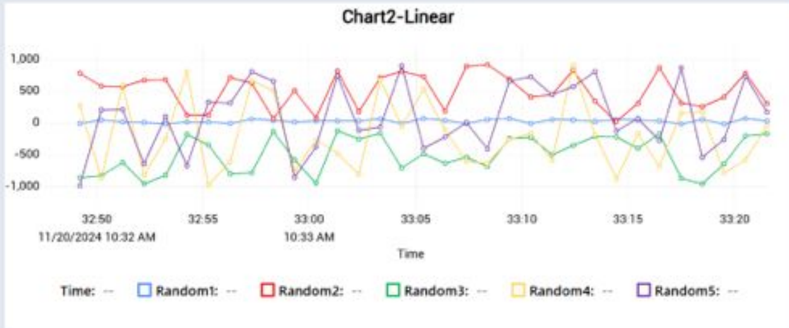

Date/Time	Sine1	Sine2	Sine3	Sine4
2024-11-20T10:33:21	33	304	-175	-50

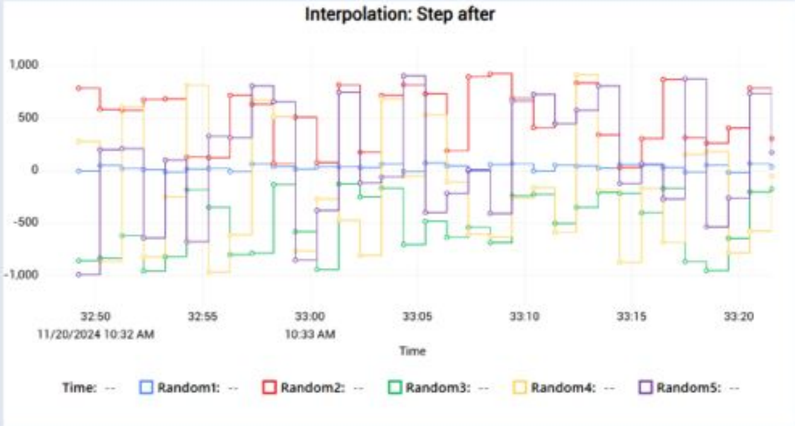

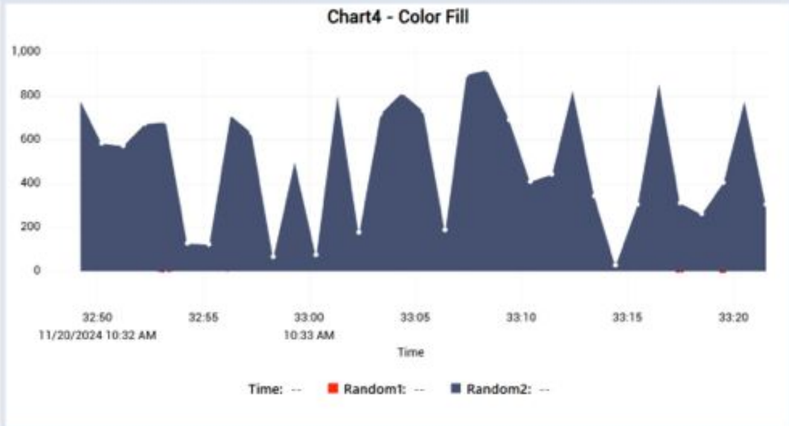

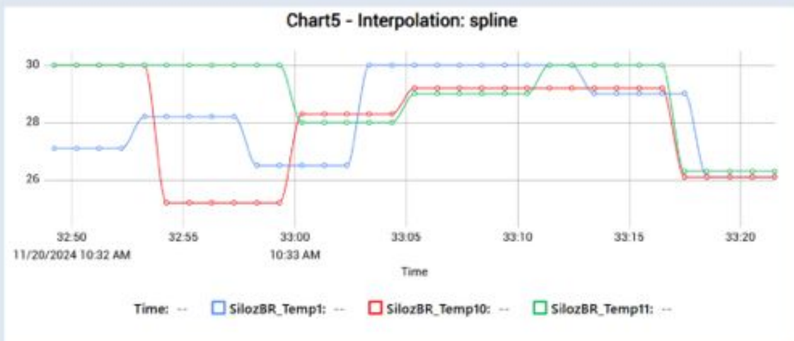

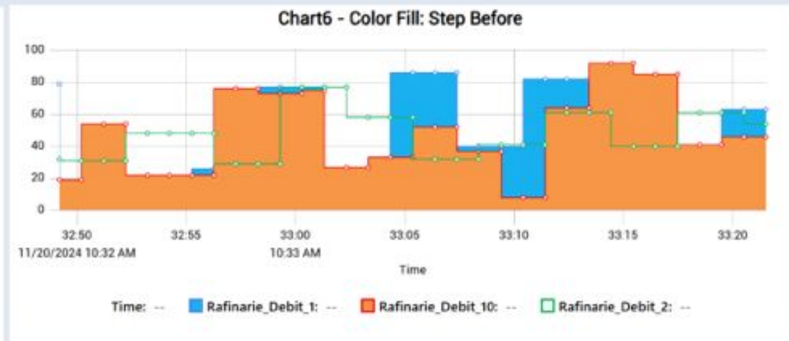

WEBICC

FEATURES | APPLICATIONS

admin | 20/11/2024-10:34:23

HOME
FEATURES
DEMO APPS
MULTI VIEWS
REPORTS
ALARMS
WEBICC

DESCRIPTION | IRRIGATION | TRTF | SILO | GAS | ENERGY | AUTO

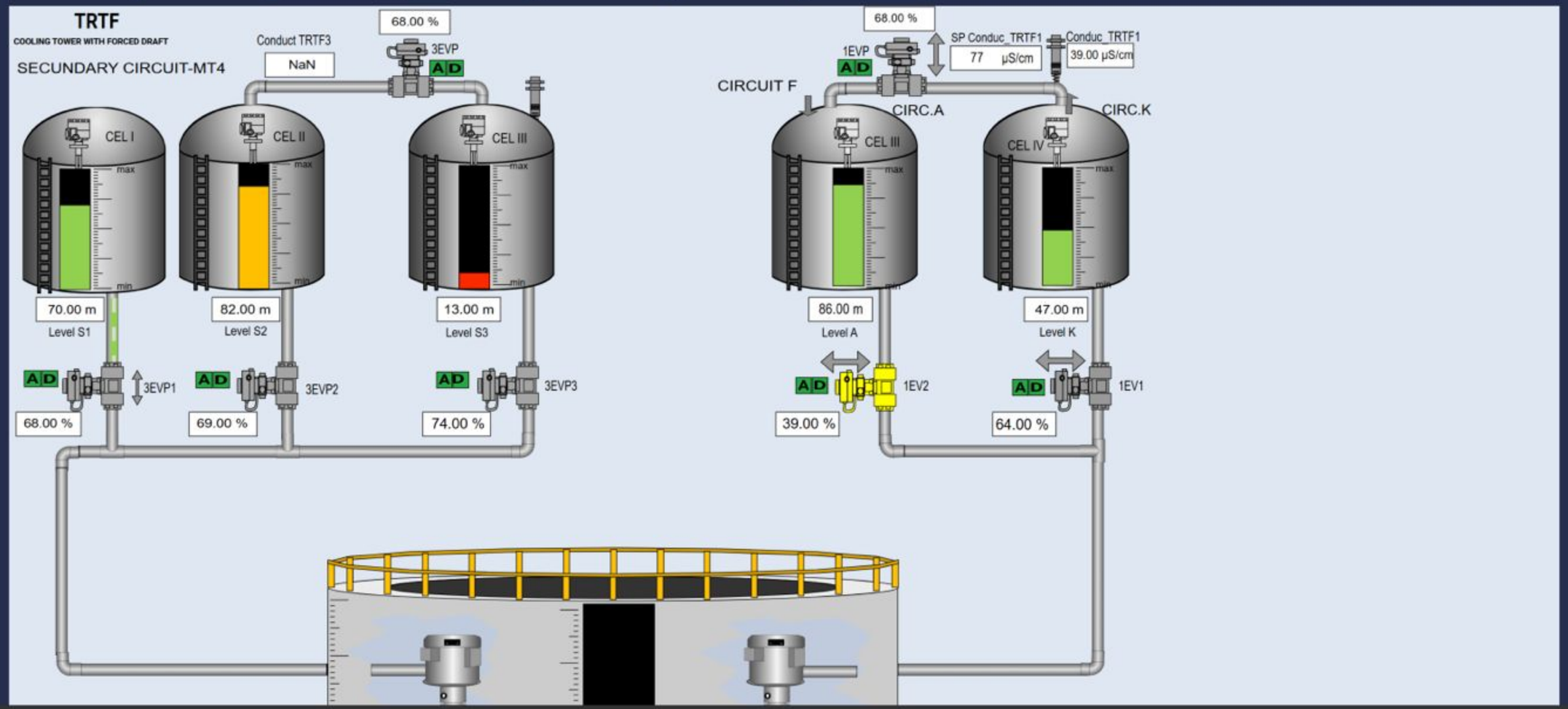

Alarms

items per page 25 | 1 - 5 of 5

Date/Time	Item	Priority	Group	Status	
2024.11.19 17:53:00	The M1 engine broke down	High High	Electric	Passive	✓
2024.11.19 17:53:03	The electric pump P1 has broken down	High High	Electric	Passive	✓
2024.11.19 17:08:58	bAlarm1 is activated	High	Digital alarms	Active	
2024.11.19 17:08:58	bAlarm2 is activated	High	Digital alarms	Active	
2024.11.19 17:08:58	bAlarm3 is activated	High	Digital alarms	Active	✓

WEBICC

FEATURES | APPLICATIONS

admin | 20/11/2024-10:32:07

HOME
FEATURES
DEMO APPS
MULTI VIEWS
REPORTS
ALARMS
WEBICC

DESCRIPTION | FEATURES | ALARMS | ANIMATION | ACTIONS | MAINTENANCE | TRENDS | ARCHIVES | USERS | WIDGET

In this section you will test the generation of various types of events: HH Alarms, H Alarms, Warning L, Warning LL and Messages. You can generate these events in various ways: by using packed digital values or binary values and by using analog values. You will also test the acknowledgement of messages by using both the main window with all alarms and and the windows with alarms filtered by each mechanism.

Digital alarms (16 bits Tag)

byte 1: 7 6 5 4 3 2 1 0 | byt: 7 6 5 4

M1 — Start/Stop

EV1 — Start/Stop

P1 — Start/Stop

Date/Time	Text
2024.11.02 17:53:00	The M1 engine broke
2024.11.02 17:53:03	The electric pump P

Digital alarms (binary Tag's)

1 — Start/Stop

1 — Start/Stop

1 — Start/Stop

Date/Time	Text
2024.11.02 17:08:58	bAlarm1 is activated
2024.11.02 17:08:58	bAlarm2 is activated
2024.11.02 17:08:58	bAlarm3 is activated

Analog alarms

0-10

Date/Time	Text

EV1

Actions | Alarms

Automat | Manual

Start | Stop

EV1

P1

Actions | Alarms

Date/Time	Text	Priority	Group	Status	ACK
2024.11.02 17:53:00	The M1 engine broke down	High High	Electric	Passive	✓
2024.11.02 17:53:03	The electric pump P1 has broken down	High High	Electric	Passive	✓

Alarms

items per page 25 | 1 - 5 of 5

Date/Time	Item	Priority	Group	Status	✓
2024.11.19 17:53:00	The M1 engine broke down	High High	Electric	Passive	✓
2024.11.19 17:53:03	The electric pump P1 has broken down	High High	Electric	Passive	✓
2024.11.19 17:08:58	bAlarm1 is activated	High	Digital alarms	Active	
2024.11.19 17:08:58	bAlarm2 is activated	High	Digital alarms	Active	
2024.11.19 17:08:58	bAlarm3 is activated	High	Digital alarms	Active	✓

WEBICC

FEATURES APPLICATIONS

admin 20/11/2024-10:35:19

HOME

FEATURES

DEMO APPS

MULTI VIEWS

REPORTS

ALARMS

WEBICC

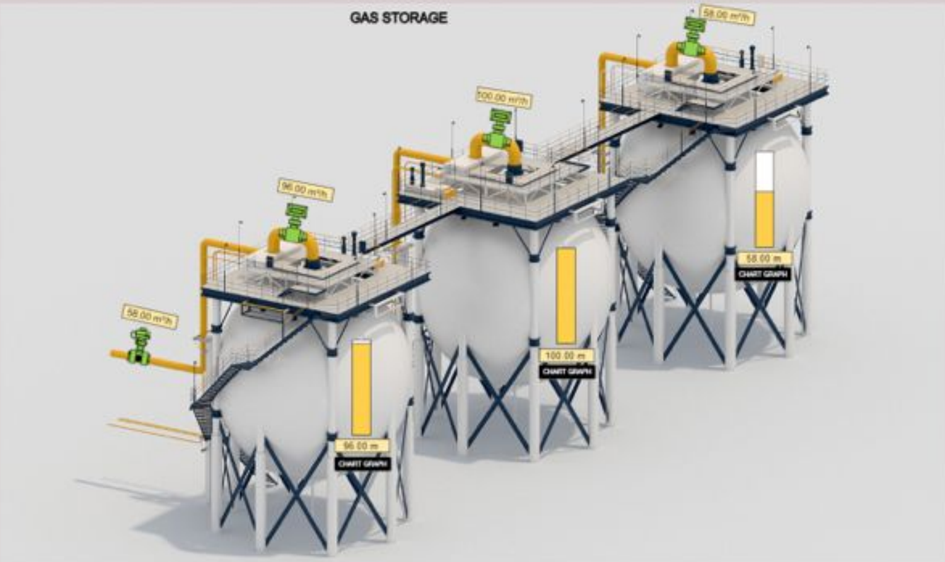

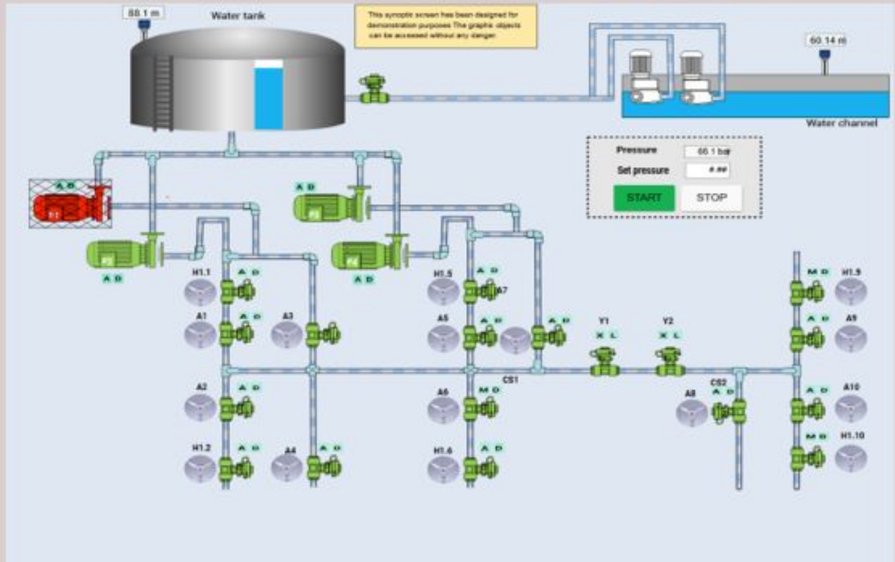

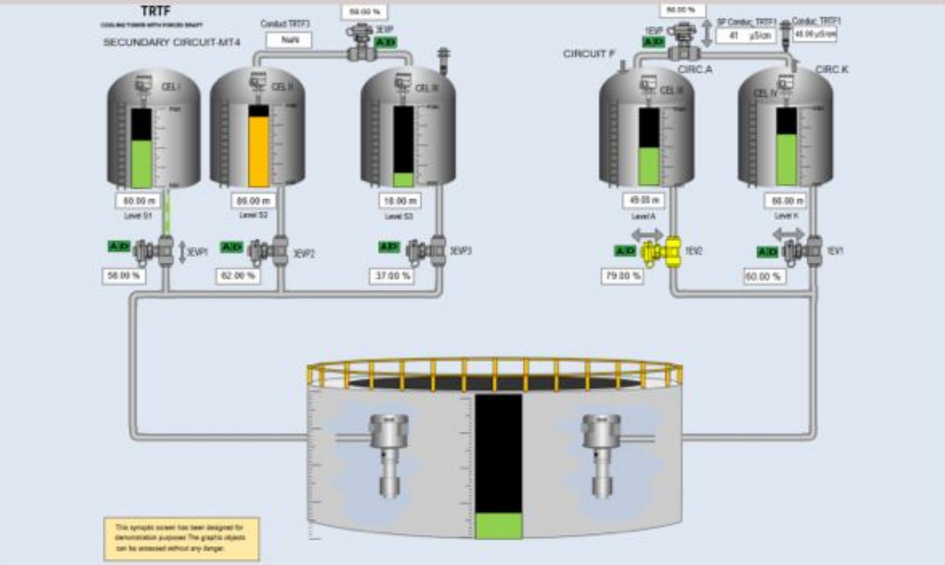

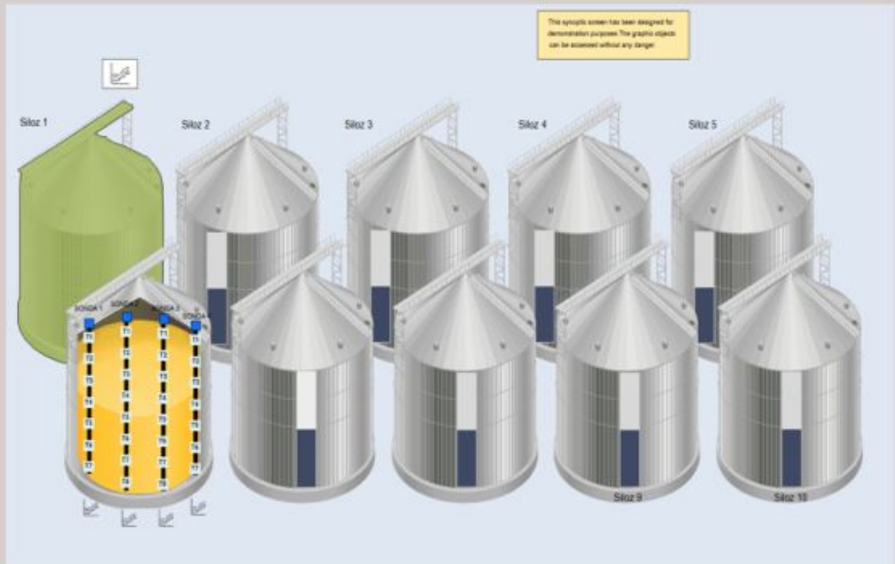

WEBICC

FEATURES APPLICATIONS

admin 20/11/2024-10:35:58

HOME

FEATURES

DEMO APPS

MULTI VIEWS

REPORTS

ALARMS

WEBICC

History Alarms

items per page 25 1 - 25 of 1072 From : 2024-11-04 10:35 To : 2024-11-20 10:35 Apply

Date/Time	Item	Priority	Group	Status	OFF Date/Time	ACK Date/Time	ACK User
2024.11.19 17:53:03	The electric pump P1 has broken down	High High	Electric	Passive	2024.11.20 10:29:39		
2024.11.19 17:53:00	The M1 engine broke down	High High	Electric	Passive	2024.11.20 10:29:39		
2024.11.19 17:08:58	bAlarm1 is activated	High	Digital alarms	Active			
2024.11.19 17:08:58	bAlarm2 is activated	High	Digital alarms	Active			
2024.11.19 17:08:58	bAlarm3 is activated	High	Digital alarms	Active			
2024.11.19 06:39:03	The electric pump P1 has broken down	High High	Electric	Passive	2024.11.19 08:59:13		
2024.11.19 06:38:04	The electric valve EV1 has broken down	High High	Electric	Passive	2024.11.19 08:59:13		
2024.11.18 16:29:56	The electric valve EV1 has broken down	High High	Electric	Passive	2024.11.19 06:20:14		
2024.11.18 11:32:29	The electric valve EV1 has broken down	High High	Electric	Passive	2024.11.18 16:29:48		
2024.11.18 11:20:22	bAlarm1 is activated	High	Digital alarms	Active			
2024.11.18 11:20:22	bAlarm2 is activated	High	Digital alarms	Active			
2024.11.18 11:20:22	bAlarm3 is activated	High	Digital alarms	Active			
2024.11.17 22:00:58	The electric pump P1 has broken down	High High	Electric	Passive	2024.11.17 22:01:21		
2024.11.17 22:00:41	The electric pump P1 has broken down	High High	Electric	Passive	2024.11.17 22:00:44		
2024.11.17 22:00:39	The electric valve EV1 has broken down	High High	Electric	Passive	2024.11.17 22:01:21		
2024.11.17 22:00:31	The M1 engine broke down	High High	Electric	Passive	2024.11.17 22:01:21		
2024.11.17 21:57:45	The 51-80 threshold has been reached	High	Analog alarms	Passive	2024.11.18 11:20:22		
2024.11.17 21:57:42	The 31-50 threshold has been reached	Message	Analog alarms	Passive	2024.11.17 21:57:45		
2024.11.17 21:57:38	The 21-30 threshold has been reached	Message	Analog alarms	Passive	2024.11.17 21:57:42		
2024.11.17 21:57:14	The electric valve EV1 has broken down	High High	Electric	Passive	2024.11.17 22:00:36		
2024.11.17 21:57:14	The 11-20 threshold has been reached	High	Analog alarms	Passive	2024.11.17 21:57:38		
2024.11.17 21:57:14	bAlarm1 is activated	High	Digital alarms	Passive	2024.11.17 22:01:30		
2024.11.17 21:57:14	bAlarm2 is activated	High	Digital alarms	Passive	2024.11.17 22:01:29		
2024.11.17 21:57:14	bAlarm3 is activated	High	Digital alarms	Passive	2024.11.17 22:01:28		
2024.11.17 21:55:51	The 11-20 threshold has been reached	High	Analog alarms	Active			

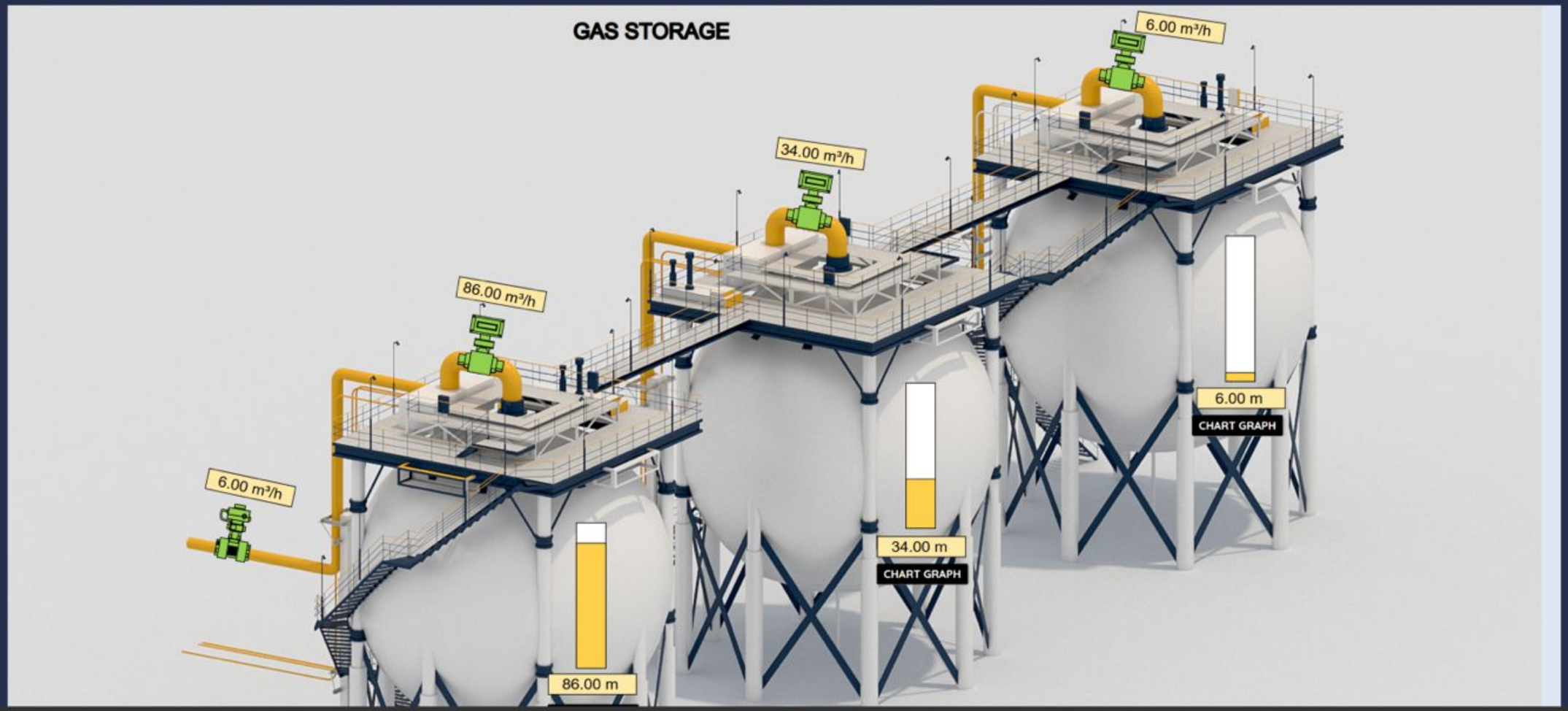

Maintenance

items per page 25 | 1 - 2 of 2

Date/Time	Item	Priority	Group	Status		Maintenance infos
2024.11.20 10:34:43	Cooler has reached range 800-1000	High priority	Cooler	Passive		
2024.11.20 10:34:21	Cooler has reached range 1700-2000	High priority	Cooler	Passive		

Not Secure — demo.webicc.eu:2000

admin 12:47:43

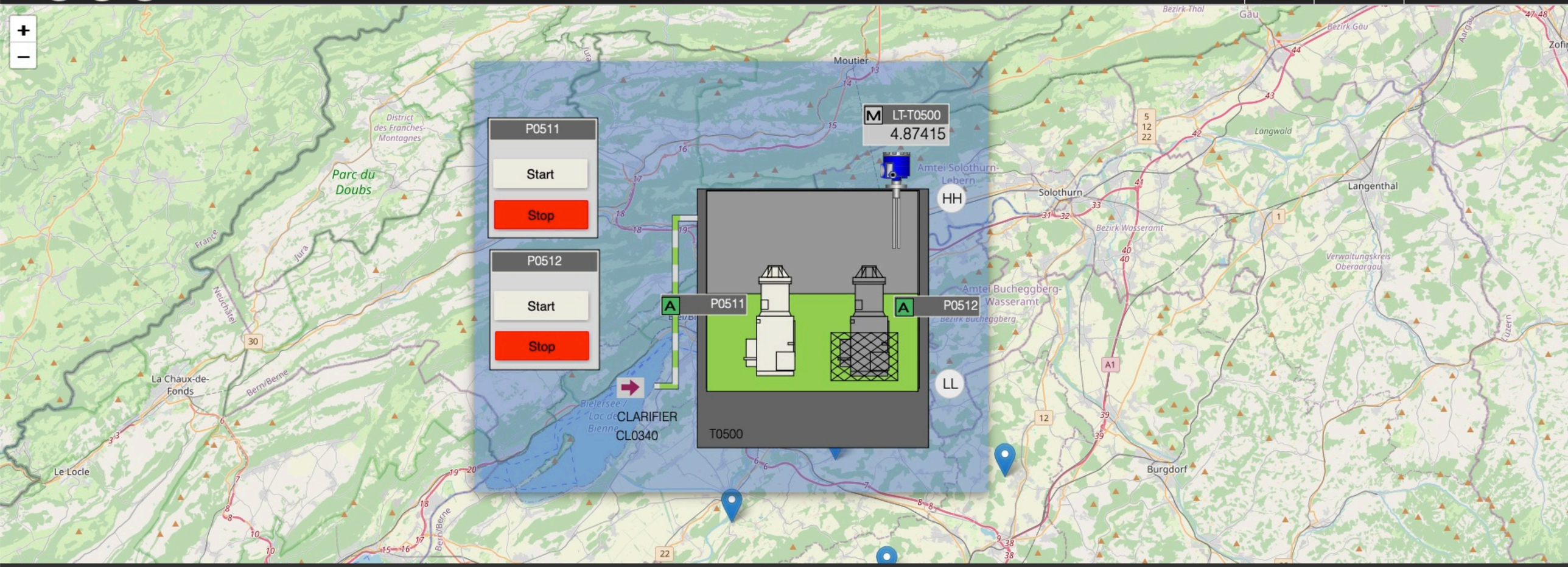

Alarms

Date/Time	Item	Priority	Group	Status
2025.03.26 11:18:03	The electric valve EV1 has broken down	High High	Electric	Active
2025.03.26 11:18:03	The M1 engine broke down	High High	Electric	Active
2025.03.26 11:18:03	The electric pump P1 has broken down	High High	Electric	Active
2025.03.25 14:22:24	bAlarm1 is activated	High	Digital alarms	Active
2025.03.25 14:22:24	bAlarm2 is activated	High	Digital alarms	Active

items per page 25 1 - 6 of 6

Leaflet | © WEBICC